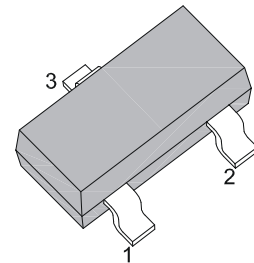


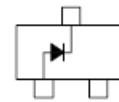
## Multiple Terminals SMD Schottky Diodes

### Features

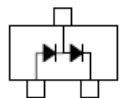
- Low Turn-on Voltage
- Fast Switching
- High Conductance
- Electrically Identical to Standard JEDEC
- RoHS Compliant



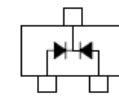
SOT-23



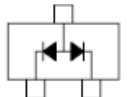
1



3



4



5

### Mechanical Data

<b>Case:</b>	SOT-23, Plastic Package
<b>Terminals:</b>	Solderable per MIL-STD-202G, Method 208
<b>Weight:</b>	Approx. 0.008 gram

### Maximum Ratings *(T<sub>Ambient</sub>=25°C unless noted otherwise)*

Symbol	Description	BAT54	BAT54A	BAT54C	BAT54S	Unit	Conditions
	Pinout Figure	1	5	4	3		
	Marking Code	L4/JV3	L42/B6	L43/KL3	L44/LD3		
<b>V<sub>RRM</sub></b>	Repetitive Peak Reverse Voltage	30				V	
<b>I<sub>F(AV)</sub></b>	Maximum Average Forward Current	200				mA	T <sub>A</sub> =75° C
<b>I<sub>FRM</sub></b>	Repetitive Peak Forward Current	300				mA	
<b>I<sub>FSM</sub></b>	Peak Forward Surge Current, Pulse Width=1.0s (JEDEC Method)	600				mA	
<b>P<sub>D</sub></b>	Power Dissipation	200				mW	T <sub>A</sub> =25° C
		2.0				mW/° C	Derate above 25° C
<b>R<sub>thJA</sub></b>	Thermal Resistance, Junction to Ambient	500				° C /W	
<b>T<sub>J</sub></b>	Operating Junction Temperature Range	125				° C	
<b>T<sub>STG</sub></b>	Operating Junction and Storage Temperature Range	-55 to +150				° C	

# Multiple Terminals SMD Schottky Diodes

## BAT54/A/C/S

### Electrical Characteristics ( $T_{Ambient}=25^{\circ}C$ unless noted otherwise)

Symbol	Description	Min.	Max.	Unit	Conditions
<b>V(BR)R</b>	Reverse Breakdown Voltage	30	-	V	$I_R=10\mu A$
<b>V<sub>F</sub></b>	Forward Voltage	-	0.24	V	$I_F=0.1mA$
		-	0.32		$I_F=1.0mA$
		-	0.4		$I_F=10mA$
		-	0.5		$I_F=30mA$
		-	1.0		$I_F=100mA$
<b>I<sub>R</sub></b>	Maximum Reverse Current	-	2.0	$\mu A$	$V_R=25V$
<b>C<sub>J</sub></b>	Junction Capacitance	-	10	pF	$V_R=1V, f=1MHz$
<b>T<sub>rr</sub></b>	Reverse Recovery Time	-	5.0	nS	$I_F=I_R=10mA, I_{R(REC)}=1mA,$

### Typical Characteristics Curves

Fig.1- Forward Current Derating

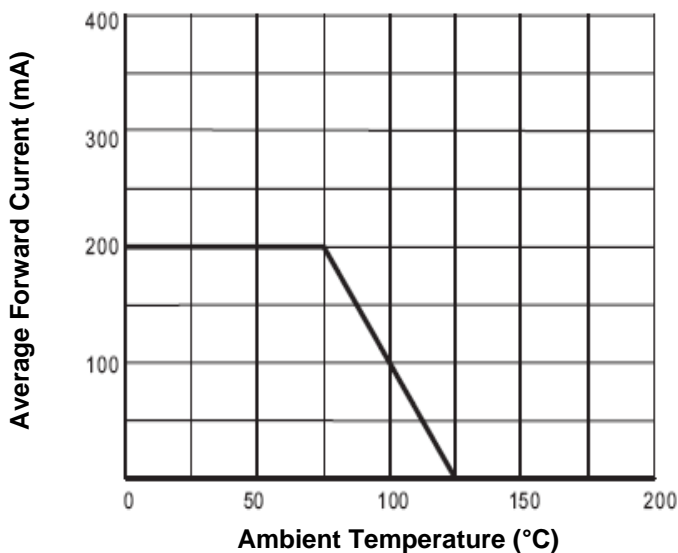


Fig.2- Typical Forward Characteristics

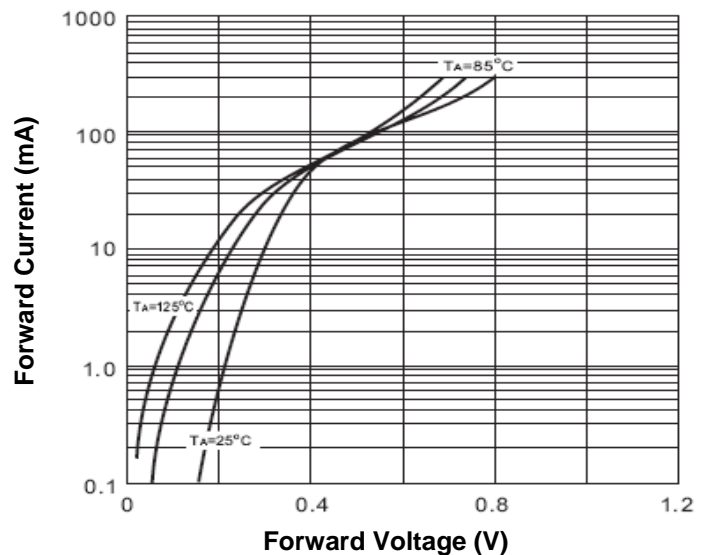


Fig.3-Typical Reverse Characteristics

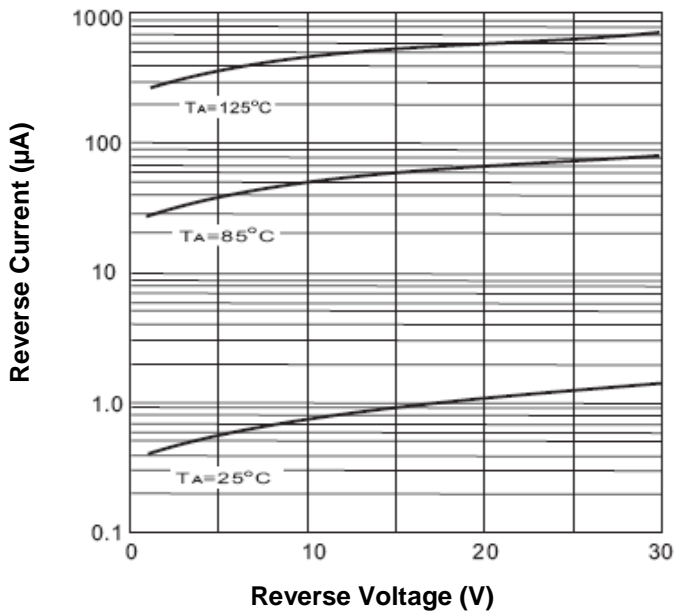
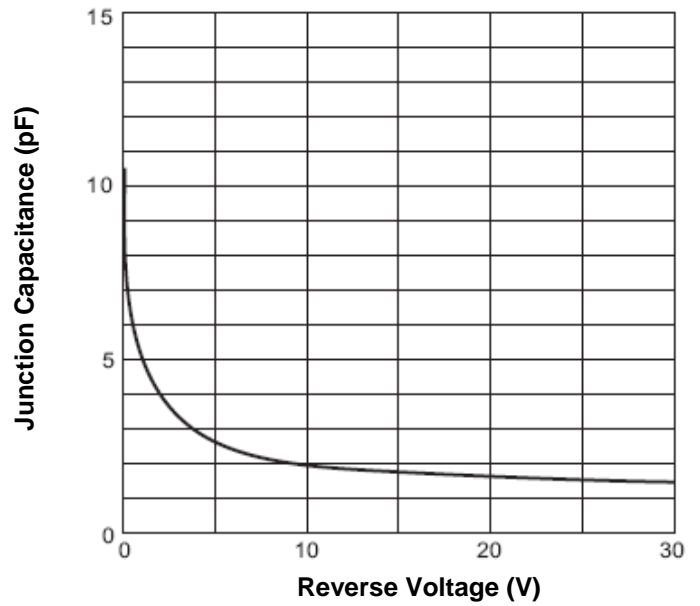


Fig.4- Typical Junction Capacitance

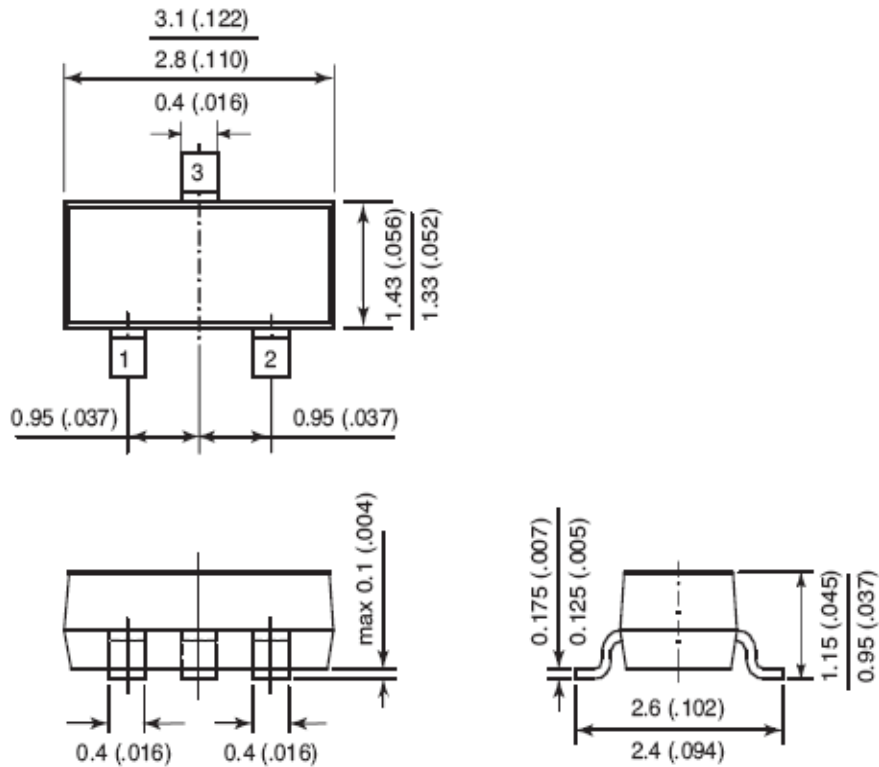


# Multiple Terminals SMD Schottky Diodes

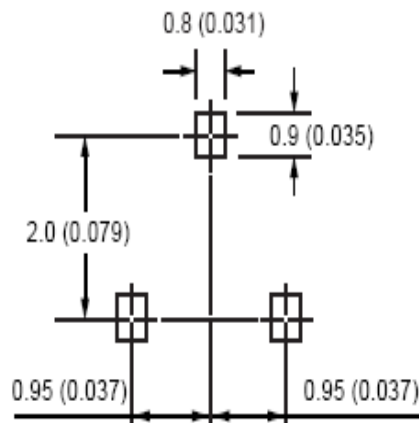
## BAT54/A/C/S

Dimensions in mm (inch)

SOT-23



Mounting Pad Layout in mm (inch)

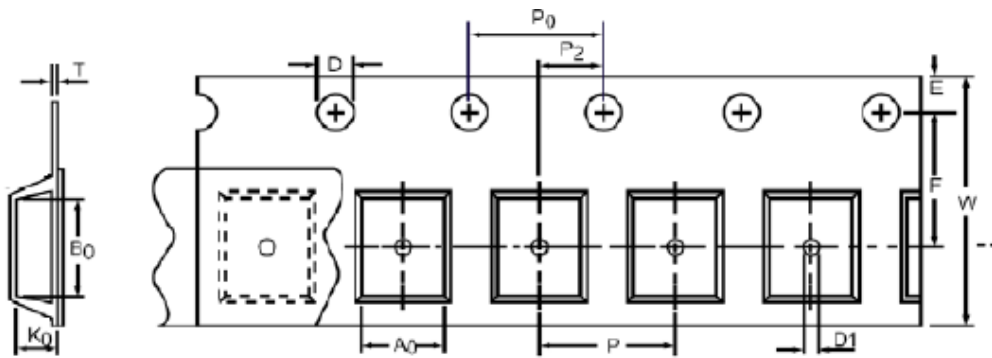


# Multiple Terminals SMD Schottky Diodes

## BAT54/A/C/S

### Packing Information:

#### Carrier Tape Dimensions (in mm)



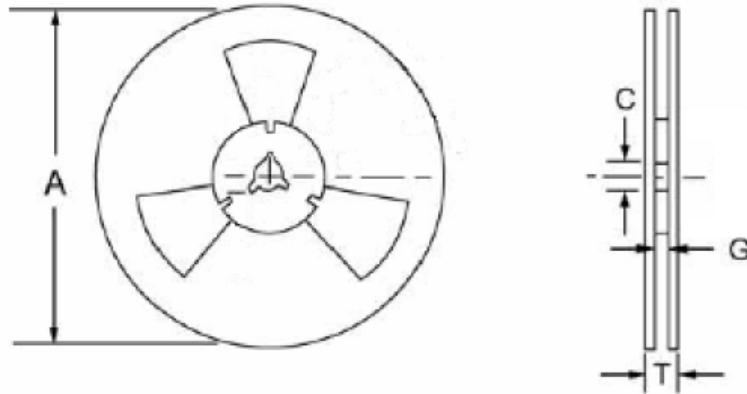
Product Type	A0	B0	K0	D	P0	P
	See Note			1.55±0.5	4.0±0.1	4.0±0.1
SOT-23	W	E	T	D1	F	P2
	8.0+0.3/-0.1	1.75±0.1	0.38±0.1	1.0±0.05	3.5±0.5	2.0±0.05

**Note:** Symbol A0, B0, K0 are determined by the maximum dimensions of the component size.  
The clearance between the component and the cavity must be within 0.05 mm (0.002") min. to 0.50 mm (0.02") max. for 8 mm tape.

# Multiple Terminals SMD Schottky Diodes

BAT54/A/C/S

## Reel Dimensions (in mm)



A	C	G	T
178.0±2.0	13.0±0.5	8.4±2.0	14.4 max.

## Packing Quantity Information:

Quantity	PCS per Inner Box	PCS per Inner Carton
TR70 Tape & Reel	3000/Reel	15000

## Inner Carton Size Information:

Carton Size
390X270X400 (in mm)

## Multiple Terminals SMD Schottky Diodes

---

**BAT54/A/C/S**

### How to contact us:

#### **US HEADQUARTERS**

28040 WEST HARRISON PARKWAY, VALENCIA, CA 91355-4162  
Tel: (800) TAITRON (800) 824-8766 (661) 257-6060  
Fax: (800) TAITFAX (800) 824-8329 (661) 257-6415  
Email: [taitron@taitroncomponents.com](mailto:taitron@taitroncomponents.com)  
Http://[www.taitroncomponents.com](http://www.taitroncomponents.com)

#### **TAITRON COMPONENTS MEXICO, S.A .DE C.V.**

BOULEVARD CENTRAL 5000 INTERIOR 5 PARQUE INDUSTRIAL ATITALAQUIA, HIDALGO C.P. 42970  
MEXICO  
Tel: +52-55-5560-1519  
Fax: +52-55-5560-2190

#### **TAITRON COMPONENTS INCORPORATED REPRESENTAÇÕES DO BRASIL LTDA**

RUA DOMINGOS DE MORAIS, 2777, 2.ANDAR, SALA 24 SAÚDE - SÃO PAULO-SP 04035-001 BRAZIL  
Tel: +55-11-5574-7949  
Fax: +55-11-5572-0052

#### **TAITRON COMPONENTS INCORPORATED, SHANGHAI REPRESENTATIVE OFFICE**

METROBANK PLAZA, 1160 WEST YAN' AN ROAD, SUITE 1503, SHANGHAI, 200052, CHINA  
Tel: +86-21-5424-9942  
Fax: +86-21-5424-9931

[www.s-manuals.com](http://www.s-manuals.com)