

Surface Mount Fast Switching Diodes

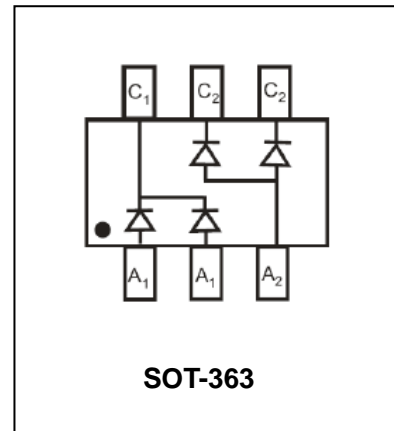
BAW567DW

FEATURES

- Fast switching speed.
- For general purpose switching application.
- Ultra-small surface mount package.
- High conductance.



Lead-free



APPLICATIONS

- For general purpose switching application.

ORDERING INFORMATION

Type No.	Marking	Package Code
BAW567DW	KAC	SOT-363

MAXIMUM RATING @ Ta=25°C unless otherwise specified

Symbol	Characteristic	Value	Unit
V_R	DC reverse voltage	75	V
I_F	Forward continuous current	150	mA
P_D	Power Dissipation	200	mW
$R_{\theta JA}$	Thermal Resistance, Junction to Ambient	625	°C/W
T_j, T_{stg}	Junction and Storage Temperature	-55 to +150	°C

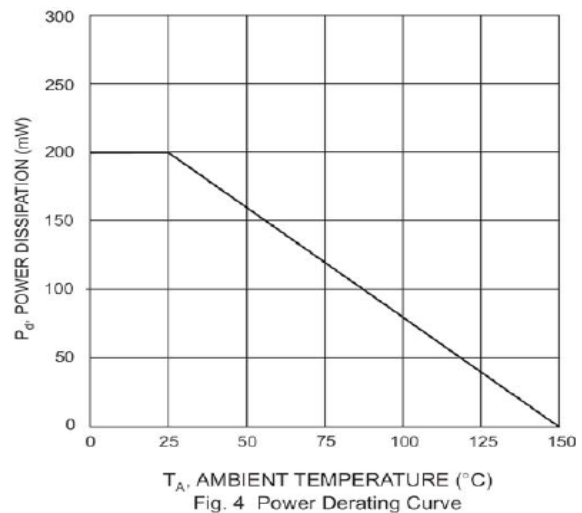
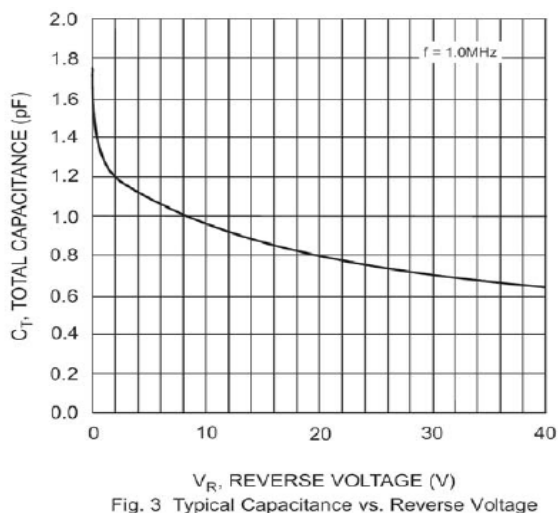
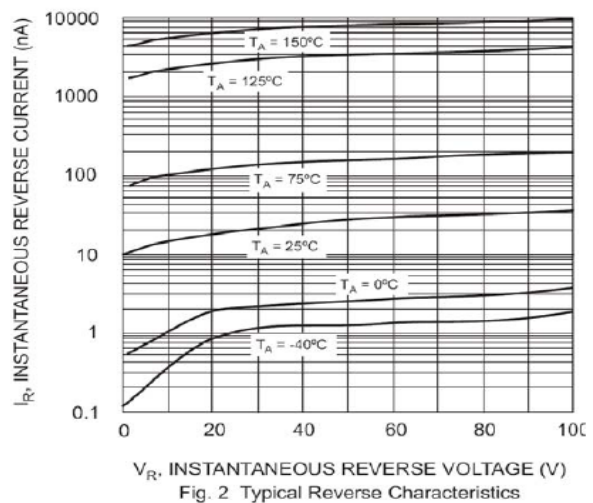
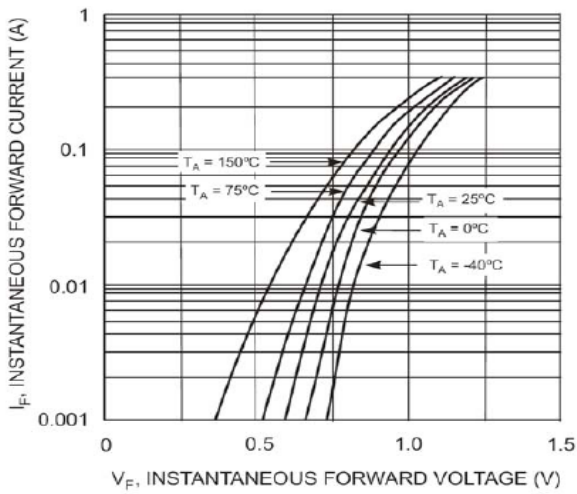
ELECTRICAL CHARACTERISTICS @ Ta=25°C unless otherwise specified

Surface Mount Fast Switching Diodes

BAW567DW

Parameter	Symbol	Test conditions	MIN	MAX	UNIT
Reverse breakdown voltage	$V_{(BR)R}$	$I_R=2.5\mu A$	75	-	V
Forward voltage	V_F	$I_F=1.0mA$ $I_F=10mA$ $I_F=50mA$ $I_F=150mA$	-	0.715 0.855 1.0 1.25	V
Reverse voltage leakage current	I_R	$V_R=75V$ $V_R=20V$	-	2.5 0.025	μA
Junction Capacitance	C_J	$V_R=0V, f=1.0MHz$	-	2.0	pF
Reverse Recovery time	t_{rr}	$I_F=I_R=10mA, I_{rr}=0.1 \cdot I_R,$ $R_L=100\Omega$	-	4.0	ns

TYPICAL CHARACTERISTICS @ $T_a=25^\circ C$ unless otherwise specified



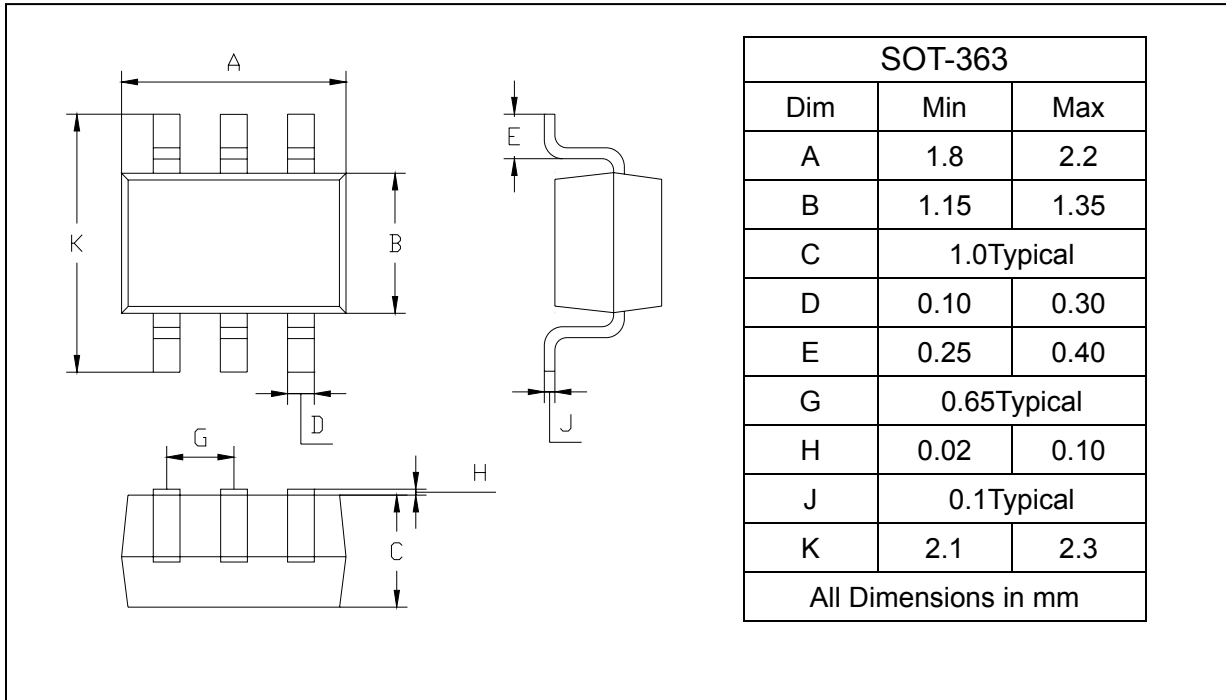
Surface Mount Fast Switching Diodes

BAW567DW

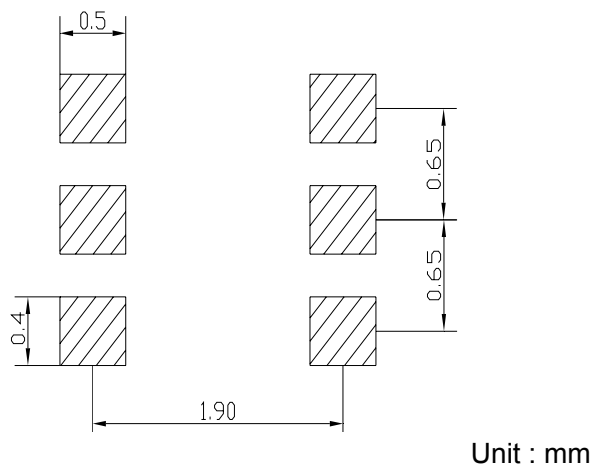
PACKAGE OUTLINE

Plastic surface mounted package

SOT-363



SOLDERING FOOTPRINT



PACKAGE INFORMATION

Device	Package	Shipping
BAW567DW	SOT-363	3000/Tape&Reel

www.s-manuals.com