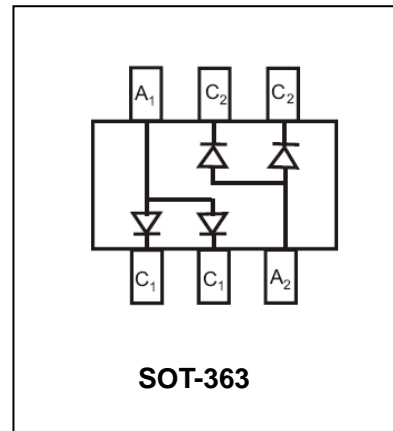


Surface Mount Fast Switching Diodes

BAW56DW

FEATURES

- Fast switching speed.
- For general purpose switching application.
- Ultra-small surface mount package.
- High conductance.
- Two “BAW56” circuits in one package.



APPLICATIONS

- For general purpose switching application.

ORDERING INFORMATION

Type No.	Marking	Package Code
BAW56DW	KJC	SOT-363

MAXIMUM RATING @ Ta=25°C unless otherwise specified

Symbol	Characteristic	Value	Unit
V_{RM}	Non-repetitive peak reverse voltage	100	V
V_{RRM}	Peak repetitive reverse voltage	75	V
V_{RWM}	Working peak reverse voltage		
V_R	DC reverse voltage		
$V_{R(RMS)}$	RMS Reverse voltage	53	V
I_{FM}	Forward continuous current(MAX)	300	mA
I_O	Average rectified output current	150	mA
I_{FSM}	Non-Repetitive peak forward surge current	@t=1.0μs	2.0
		@t=1.0s	1.0
P_D	Diode Power Dissipation	200	mW
$R_{\theta JA}$	Thermal Resistance, Junction to Ambient	625	°C/W
T_j, T_{stg}	Junction and Storage Temperature	-65 to+150	°C

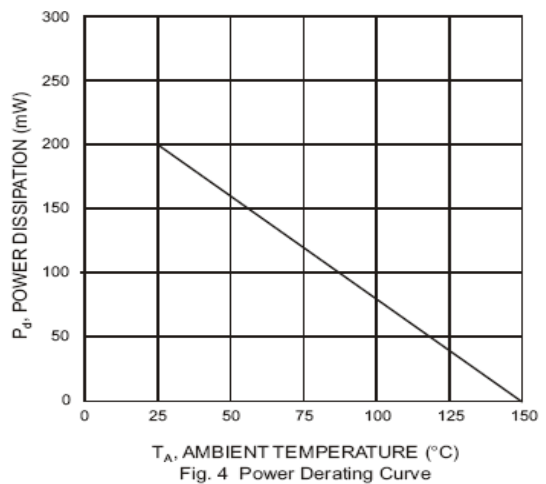
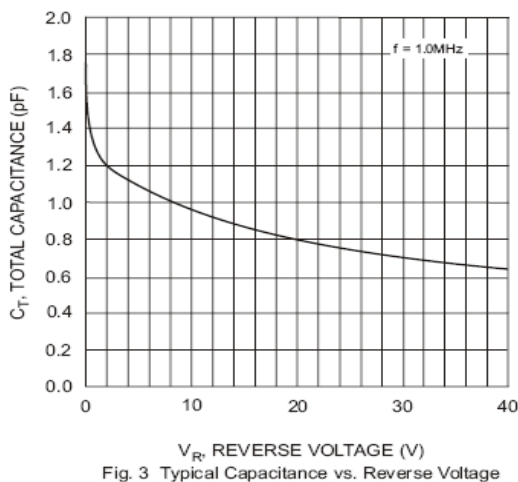
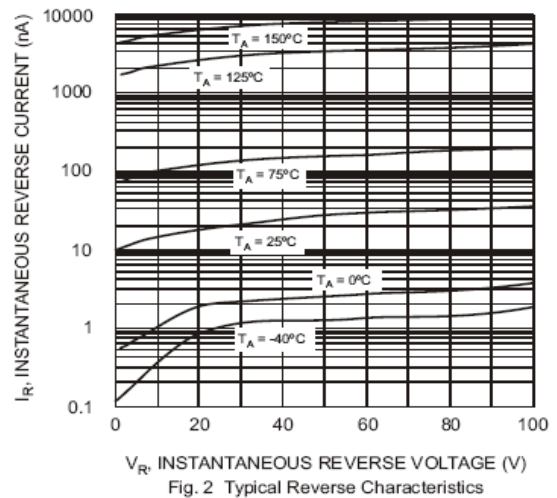
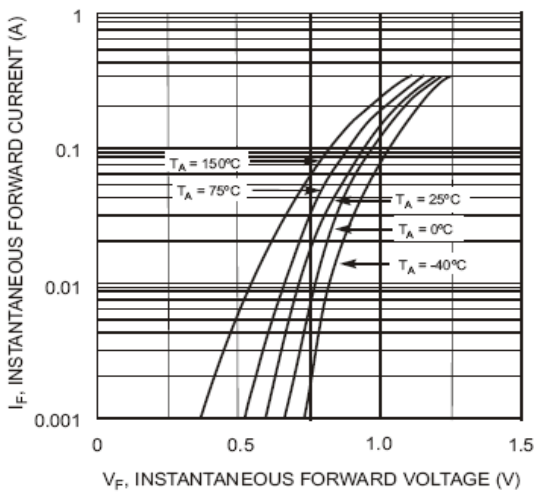
Surface Mount Fast Switching Diodes

BAW56DW

ELECTRICAL CHARACTERISTICS @ Ta=25°C unless otherwise specified

Parameter	Symbol	Test conditions	MIN	MAX	UNIT
Reverse breakdown voltage	$V_{(BR)R}$	$I_R=2.5\mu A$	75	-	V
Forward voltage	V_F	$I_F=1.0mA$ $I_F=10mA$ $I_F=50mA$ $I_F=150mA$	-	0.715 0.855 1.0 1.25	V
Reverse voltage leakage current	I_R	$V_R=75V$ $V_R=75V, T_j=150^\circ C$ $V_R=25V, T_j=150^\circ C$ $V_R=20V$		2.5 50 30 25	μA μA μA nA
Total Capacitance	C_T	$V_R=0V, f=1.0MHz$	-	2.0	pF
Reverse Recovery time	t_{rr}	$I_F=I_R=10mA, I_{rr}=0.1 \cdot I_R,$ $R_L=100\Omega$	-	4.0	ns

TYPICAL CHARACTERISTICS @ Ta=25°C unless otherwise specified



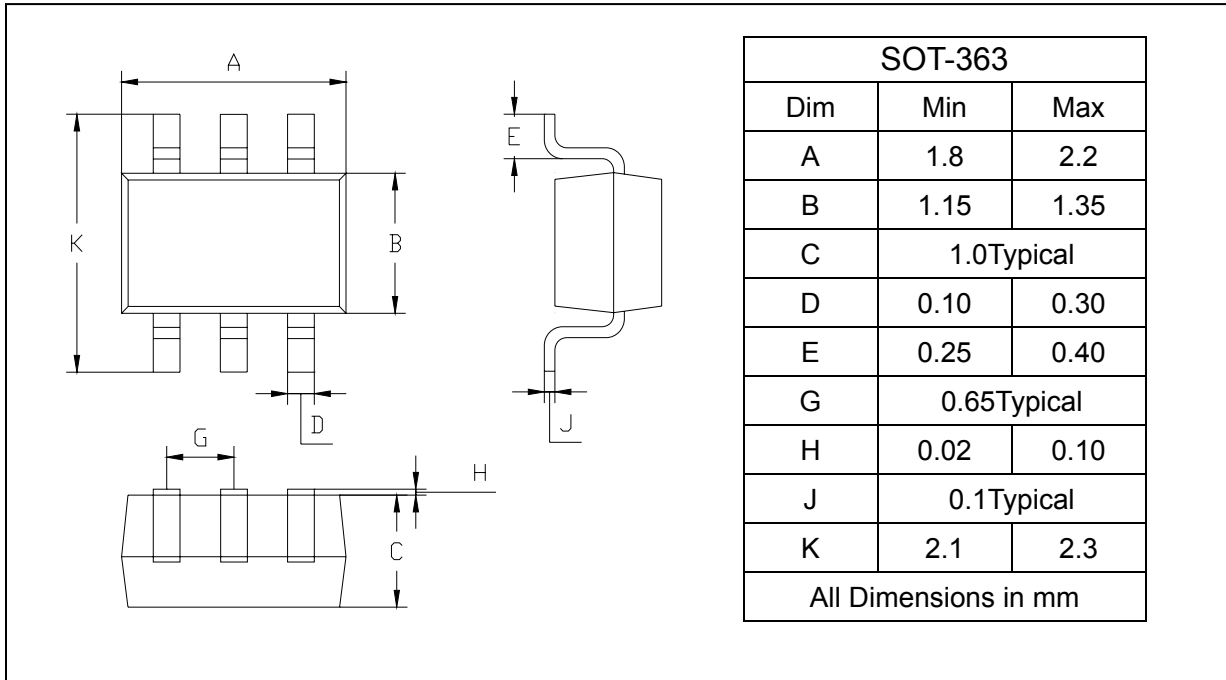
Surface Mount Fast Switching Diodes

BAW56DW

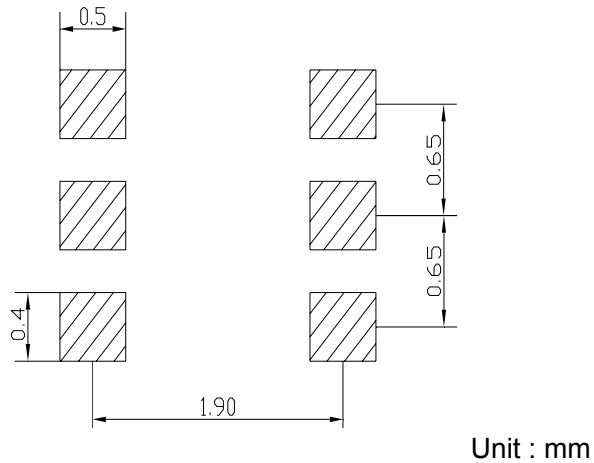
PACKAGE OUTLINE

Plastic surface mounted package

SOT-363



SOLDERING FOOTPRINT



PACKAGE INFORMATION

Device	Package	Shipping
BAW56DW	SOT-363	3000/Tape&Reel

www.s-manuals.com