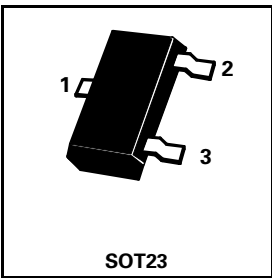
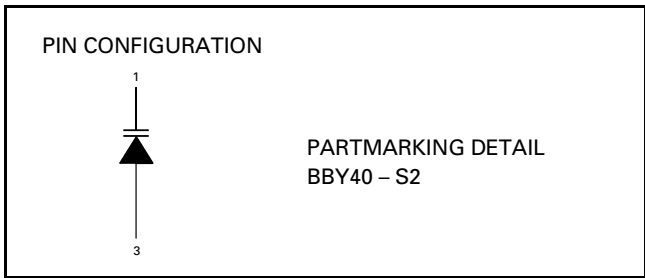


SOT23 SILICON PLANAR VARIABLE CAPACITANCE DIODE

ISSUE 4 – JANUARY 1998

BBY40



ABSOLUTE MAXIMUM RATINGS.

PARAMETER	SYMBOL	VALUE	UNIT
Power Dissipation at $T_{amb}=25^{\circ}\text{C}$	P_{tot}	330	mW
Operating and Storage Temperature Range	$T_j; T_{stg}$	-55 to +150	$^{\circ}\text{C}$

ELECTRICAL CHARACTERISTICS (at $T_{amb} = 25^{\circ}\text{C}$ unless otherwise stated).

PARAMETER	SYMBOL	MIN.	TYP.	MAX.	UNIT	CONDITIONS.
Reverse Breakdown Voltage	V_{BR}	28.0			V	$I_R = 10\mu\text{A}$
Reverse current	I_R			10 1.0	nA μA	$V_R = 28\text{V}$ $V_R = 28\text{V}, T_{amb} = 60^{\circ}\text{C}$

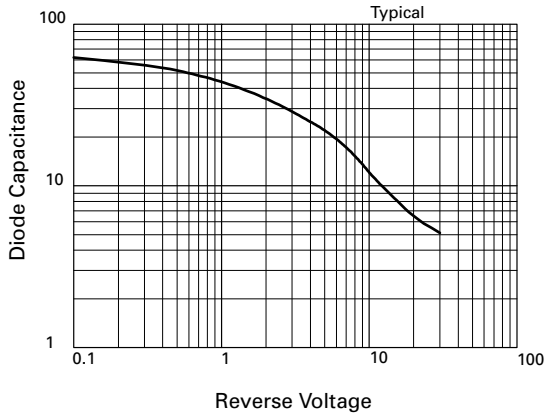
TUNING CHARACTERISTICS (at $T_{amb} = 25^{\circ}\text{C}$).

PARAMETER	SYMBOL	MIN.	TYP.	MAX.	UNIT	CONDITIONS.
Diode Capacitance	C_d	26.0 4.3		32.0 6.0	pF pF	$V_R = 3\text{V}, f=1\text{MHz}$ $V_R = 25\text{V}, f=1\text{MHz}$
Capacitance Ratio	C_d / C_d	5.0		6.5		$V_R = 3\text{V}/25\text{V}, f=1\text{MHz}$
Series Resistance	r_d		0.4	0.6	Ω	$f=200\text{MHz}$ at the value of V_R at which $C_d=25\text{pF}$

Spice parameter data is available upon request for this device

BBY40

TYPICAL CHARACTERISTICS



www.s-manuals.com