

## Dual surface mount switching diode

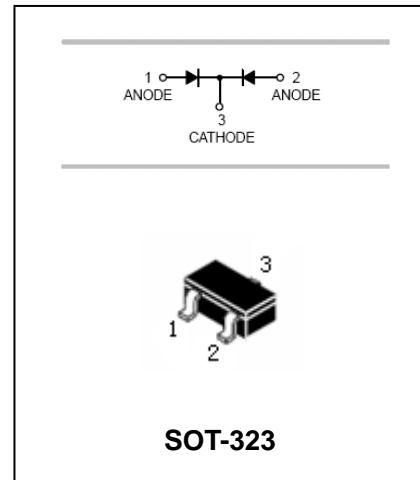
## DAN202U

### FEATURES

- For types of packaging are available.
- High speed switching.
- Suitable for high packing density layout.
- High reliability.



Lead-free



### APPLICATIONS

- For general purpose switching applications.

### ORDERING INFORMATION

Type No.	Marking	Package Code
DAN202U	N	SOT-323

### MAXIMUM RATING @ Ta=25°C unless otherwise specified

Parameter	Symbol	Limits	Unit
Non-Repetitive Peak reverse voltage	$V_{RM}$	80	V
Diode reverse voltage	$V_R$	80	V
Forward continuous Current (peak)	$I_F$	300	mA
Average forward current	$I_O$	100	mA
Power Dissipation	$P_d$	200	mW
Junction temperature	$T_j$	150	°C
Storage temperature range	$T_{stg}$	-65-+150	°C

## Dual surface mount switching diode

## DAN202U

### ELECTRICAL CHARACTERISTICS @ Ta=25°C unless otherwise specified

Parameter	Symbol	Test conditions	MIN	MAX	UNIT
Reverse breakdown voltage	$V_{(BR)R}$	$I_R = 100\mu A$	80		V
Reverse voltage leakage current	$I_R$	$V_R = 70V$		0.1	$\mu A$
Forward voltage	$V_F$	$I_F = 100mA$		1.2	V
Diode capacitance	$C_D$	$V_R = 6V$ $f = 1MHz$		3.5	pF
Reverse recovery time	$t_{rr}$	$V_R = 6V, I_F = 5mA$		4	nS

### TYPICAL CHARACTERISTICS @ Ta=25°C unless otherwise specified

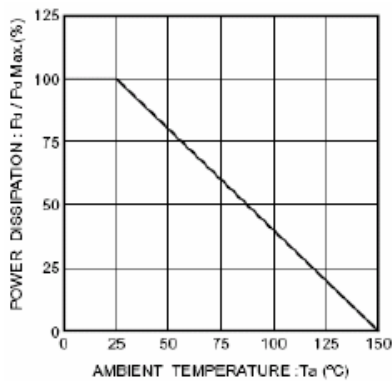


Fig.1 Power attenuation curve

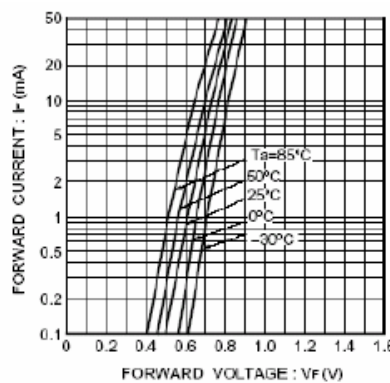


Fig.2 Forward characteristics (P Type)

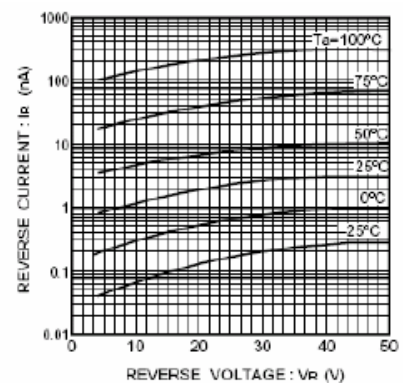


Fig.3 Reverse characteristics (P Type)

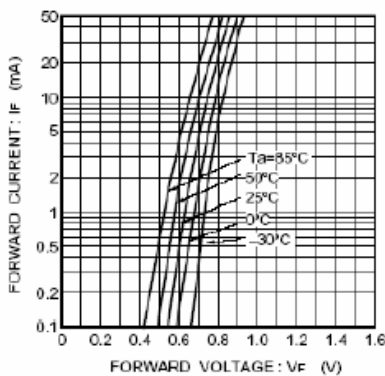


Fig.4 Forward characteristics (N Type)

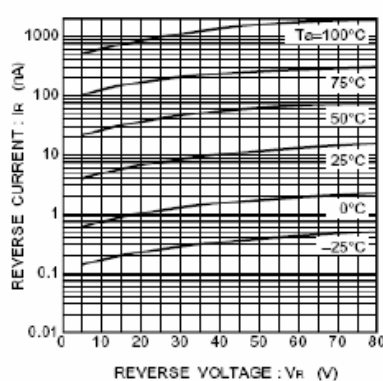


Fig.5 Reverse characteristics (N Type)

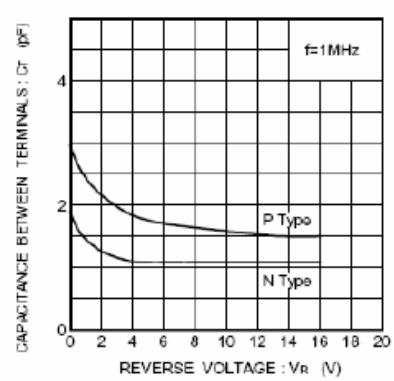


Fig.6 Capacitance between terminals characteristics

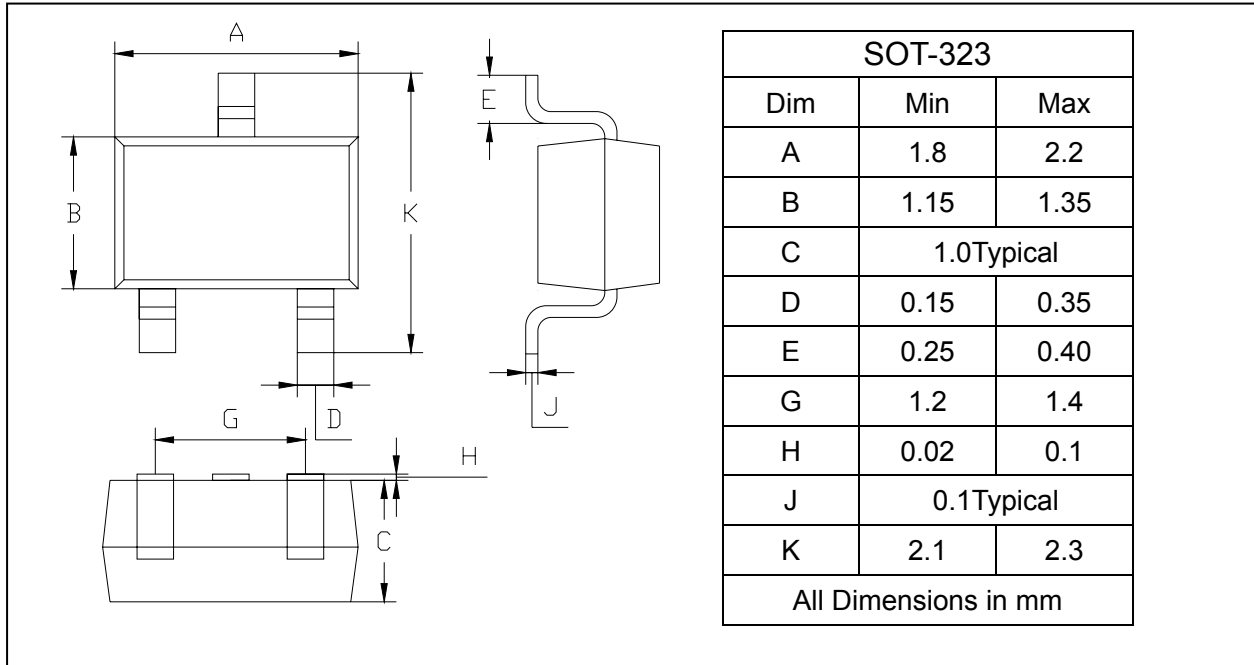
## Dual surface mount switching diode

## DAN202U

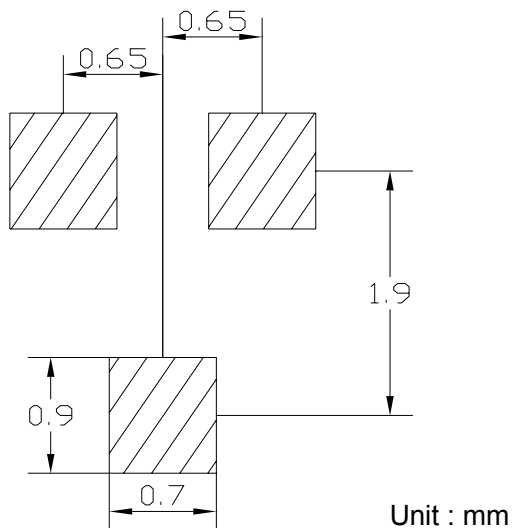
### PACKAGE OUTLINE

Plastic surface mounted package

SOT-323



### SOLDERING FOOTPRINT



### PACKAGE INFORMATION

Device	Package	Shipping
DAN202U	SOT-323	3000/Tape&Reel

[www.s-manuals.com](http://www.s-manuals.com)