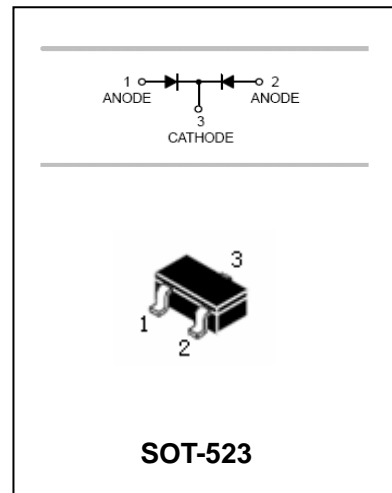


## Surface Mount Fast Switching Diode

## DAN222

### FEATURES

- Ultra-Small surface mount package.
- Fast switching speed.
- For general purpose switching applications.
- Low conductance.



### APPLICATIONS

- General purpose switching application.

### ORDERING INFORMATION

Type No.	Marking	Package Code
DAN222	N	SOT-523

### MAXIMUM RATING @ Ta=25°C unless otherwise specified

Symbol	Parameter	Value	Units
$V_R$	DC reverse voltage	80	V
$V_{RM}$	Peak reverse voltage	80	V
$I_F$	Forward continuous voltage	100	mA
$I_{FM}$	Peak forward current (max.)	300	mA
$I_{FSM}$	Non-repetitive peak forward surge current @t=1.0μs	2.0	A
$P_d$	Power dissipation	150	mW
$R_{\theta JA}$	Thermal resistance junction to ambient	833	°C/W
$T_j, T_{stg}$	Junction and Storage Temperature	-55~150	°C

### ELECTRICAL CHARACTERISTICS @ Ta=25°C unless otherwise specified

Parameter	Symbol	Test conditions	MIN	MAX	UNIT
Reverse breakdown voltage	$V_{(BR)R}$	$I_R=100\mu A$	80		V
Leakage current	$I_R$	$V_R=70V$		0.1	μA
Forward voltage	$V_F$	$I_F=100mA$		1.2	V
Diode capacitance	$C_D$	$V_R=6.0V, f=1MHz$		3.5	pF
Reverse recovery Time	$t_{rr}$	$I_F=I_R=5.0mA, I_{tr}=0.1*I_R, R_L=100\Omega$ $V_R=6.0V$		4.0	ns

## Surface Mount Fast Switching Diode

## DAN222

TYPICAL CHARACTERISTICS @  $T_a=25^\circ\text{C}$  unless otherwise specified

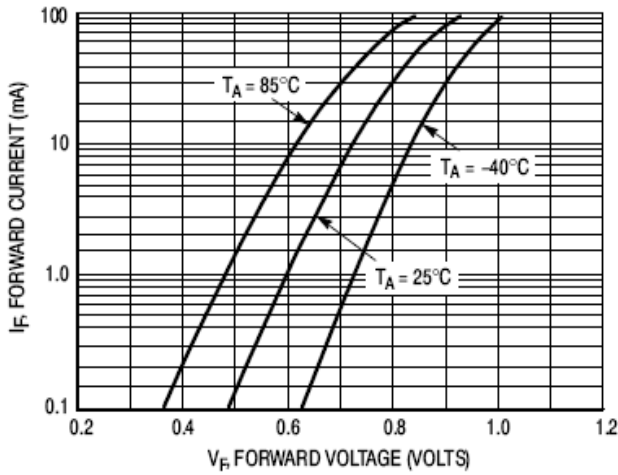


Figure 1. Forward Voltage

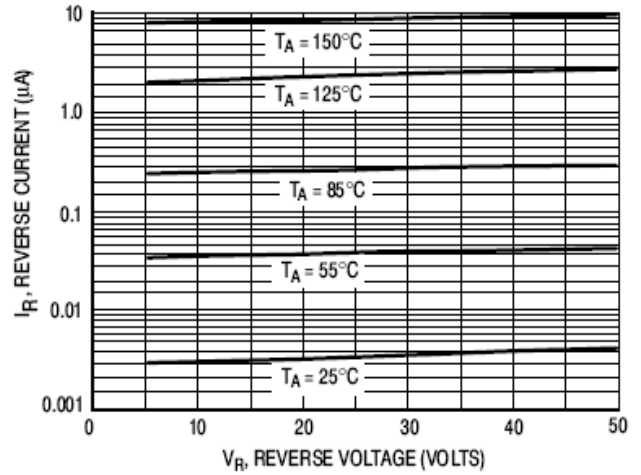


Figure 2. Reverse Current

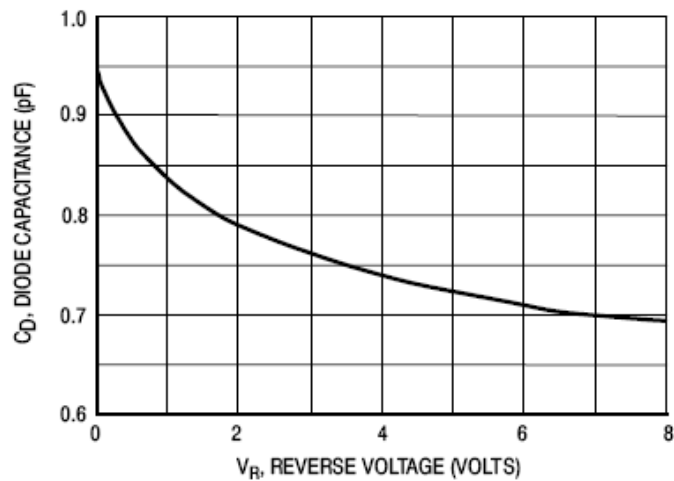


Figure 3. Diode Capacitance

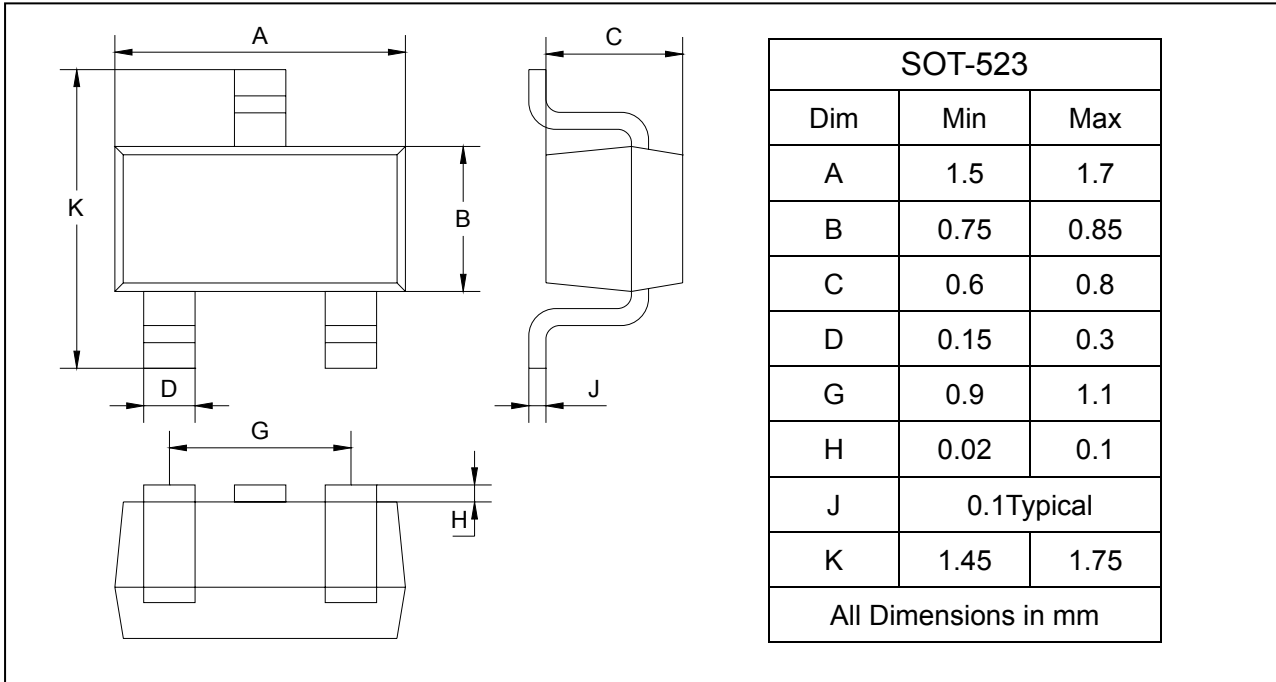
## Surface Mount Fast Switching Diode

## DAN222

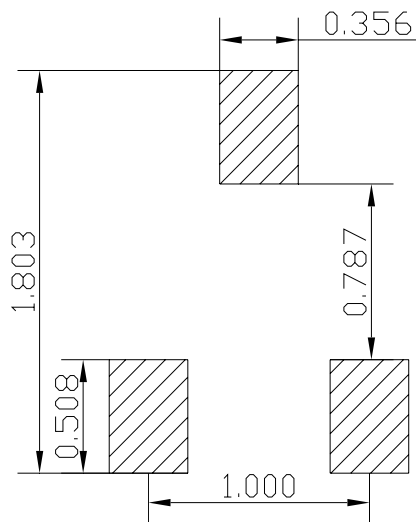
### PACKAGE OUTLINE

Plastic surface mounted package

SOT-523



### SOLDERING FOOTPRINT



Unit : mm

### PACKAGE INFORMATION

Device	Package	Shipping
DAN222	SOT-523	3000/Tape&Reel

[www.s-manuals.com](http://www.s-manuals.com)