

Surface mount switching diode

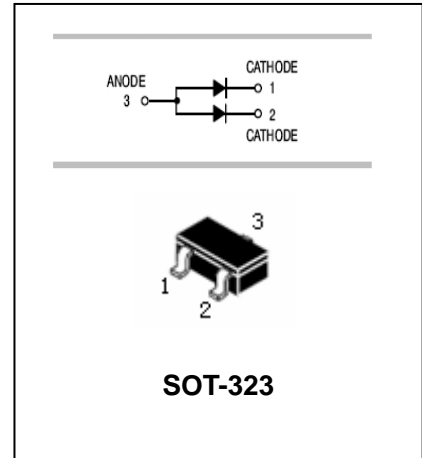
DAP202U

FEATURES

- For types of packaging are available.
- High speed.
- Suitable for high packing density layout.
- High reliability.



Lead-free



SOT-323

APPLICATIONS

- High speed switching application.

ORDERING INFORMATION

Type No.	Marking	Package Code
DAP202U	P	SOT-323

MAXIMUM RATING @ Ta=25°C unless otherwise specified

Characteristic	Symbol	Limits	Unit
Peak Repetitive Reverse Voltage	V_{RRM}	80	V
Working peak reverse voltage	V_{RWM}		
DC Reverse Voltage	V_R		
Forward Continuous Current	I_F	300	mA
Average forward current	I_O	100	mA
Power Dissipation	P_d	200	mW
Operating Junction Temperature Range	T_j	150	°C
Storage Temperature Range	T_{STG}	-55 to +150	°C

ELECTRICAL CHARACTERISTICS @ Ta=25°C unless otherwise specified

Characteristic	Symbol	Min	MAX	UNIT	Test Condition
Reverse Breakdown Voltage	$V_{(BR)R}$	80	-	V	$I_R=100\mu A$
Forward Voltage	V_F	-	1.2	V	$I_F=100mA$
Reverse Leakage Current	I_R	-	0.1	μA	$V_R=70V$
Diode Capacitance	C_D	-	3.5	pF	$V_R=6V, f=1MHz$
Reverse Recovery Time	t_{rr}	-	4	ns	$I_F=5mA, V_R=6V$

Surface mount switching diode

DAP202U

TYPICAL CHARACTERISTICS @ Ta=25°C unless otherwise specified

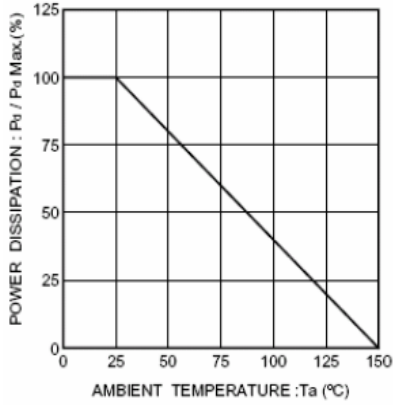


Fig.1 Power attenuation curve

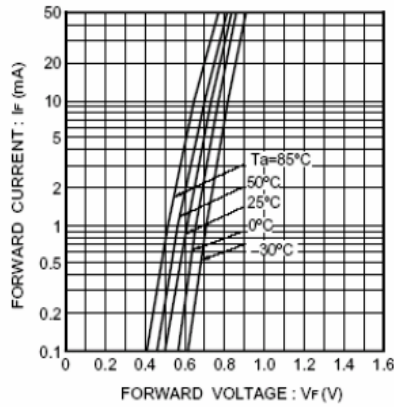


Fig.2 Forward characteristics (P Type)

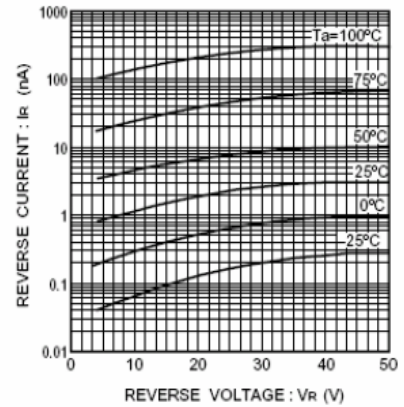


Fig.3 Reverse characteristics (P Type)

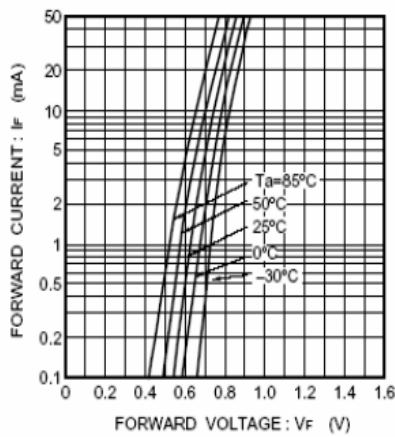


Fig.4 Forward characteristics (N Type)

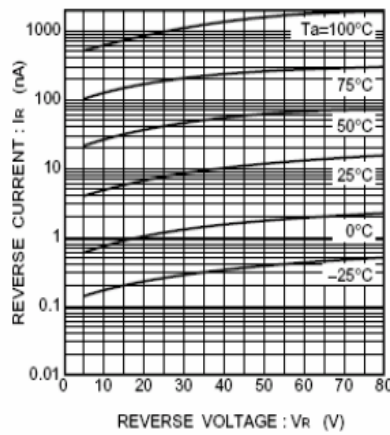


Fig.5 Reverse characteristics (N Type)

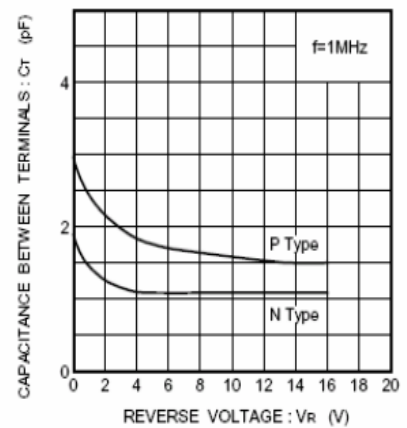


Fig.6 Capacitance between terminals characteristics

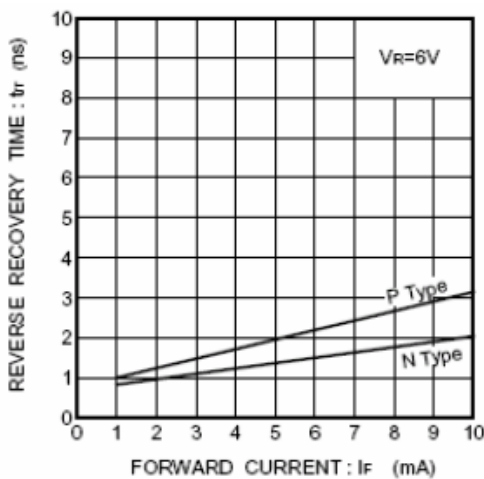


Fig.7 Reverse recovery time

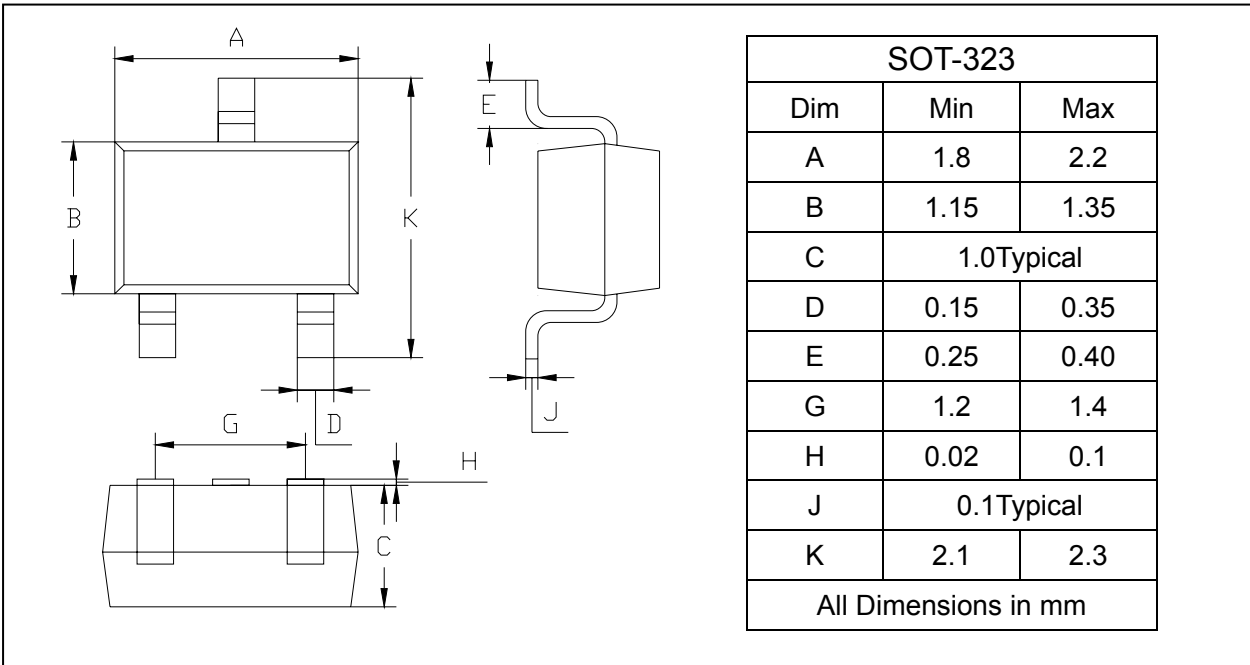
Surface mount switching diode

DAP202U

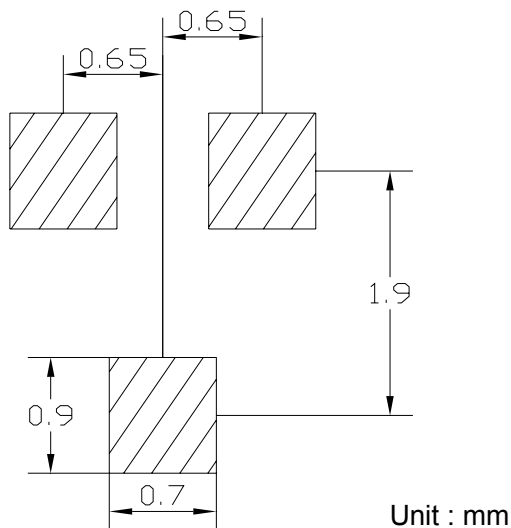
PACKAGE OUTLINE

Plastic surface mounted package

SOT-323



SOLDERING FOOTPRINT



PACKAGE INFORMATION

Device	Package	Shipping
DAP202U	SOT-323	3000/Tape&Reel

www.s-manuals.com