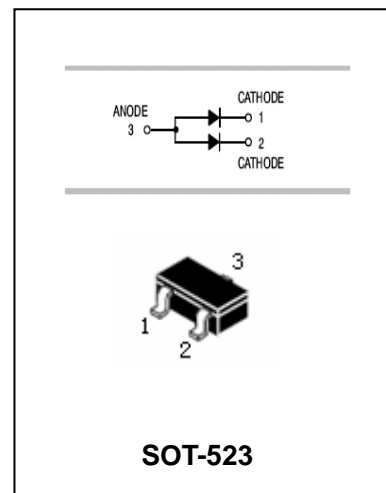


Surface Mount Fast Switching Diode

DAN222

FEATURES

- Ultra-Small surface mount package.
- Fast switching speed.
- For general purpose switching applications.
- Low conductance.



APPLICATIONS

- General purpose switching application.

ORDERING INFORMATION

Type No.	Marking	Package Code
DAP222	P	SOT-523

MAXIMUM RATING @ Ta=25°C unless otherwise specified

Symbol	Parameter	Value	Units
V_R	DC reverse voltage	80	V
V_{RM}	Peak reverse voltage	80	V
I_F	Forward continuous voltage	100	mA
I_{FM}	Peak forward current (max.)	300	mA
I_{FSM}	Non-repetitive peak forward surge current @t=1.0μs	2.0	A
P_d	Power dissipation	150	mW
$R_{\theta JA}$	Thermal resistance junction to ambient	833	°C/W
T_j, T_{stg}	Junction and Storage Temperature	-55~150	°C

ELECTRICAL CHARACTERISTICS @ Ta=25°C unless otherwise specified

Parameter	Symbol	Test conditions	MIN	MAX	UNIT
Reverse breakdown voltage	$V_{(BR)R}$	$I_R=100\mu A$	80		V
Leakage current	I_R	$V_R=70V$		0.1	μA
Forward voltage	V_F	$I_F=100mA$		1.2	V
Diode capacitance	C_D	$V_R=6.0V, f=1MHz$		3.5	pF
Reverse recovery Time	t_{rr}	$I_F=I_R=5.0mA, I_{rr}=0.1*I_R, R_L=100\Omega$ $V_R=6.0V$		4.0	ns

Surface Mount Fast Switching Diode

DAN222

TYPICAL CHARACTERISTICS @ $T_a=25^\circ\text{C}$ unless otherwise specified

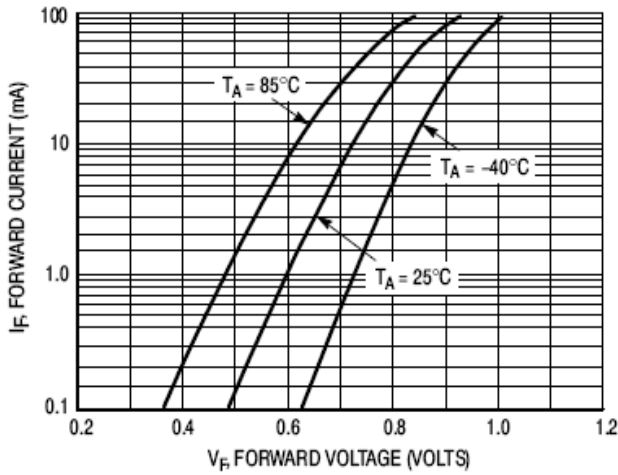


Figure 1. Forward Voltage

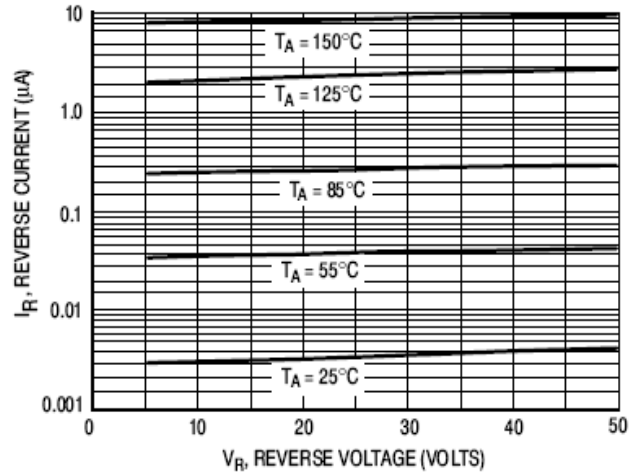


Figure 2. Reverse Current

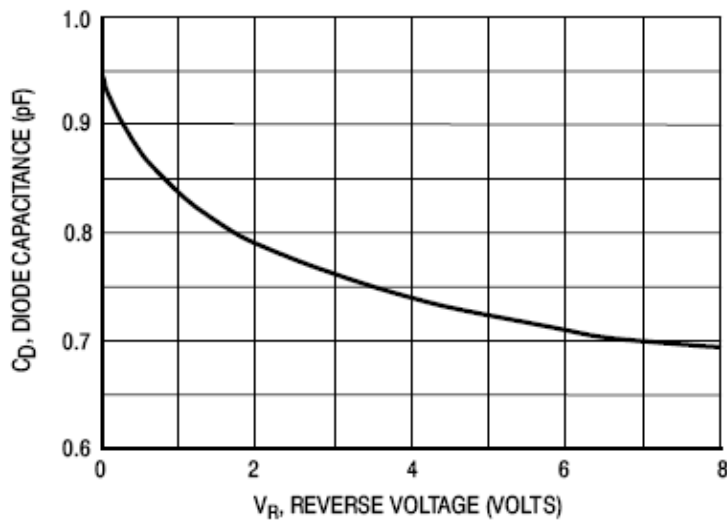


Figure 3. Diode Capacitance

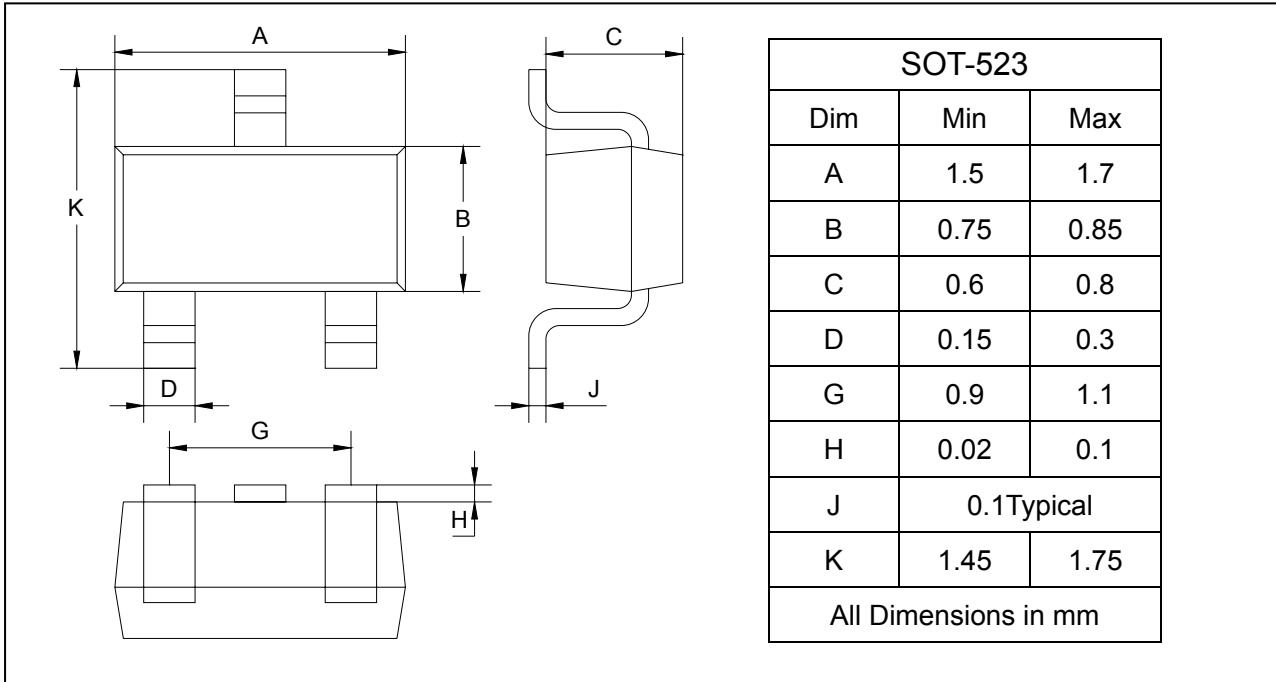
Surface Mount Fast Switching Diode

DAN222

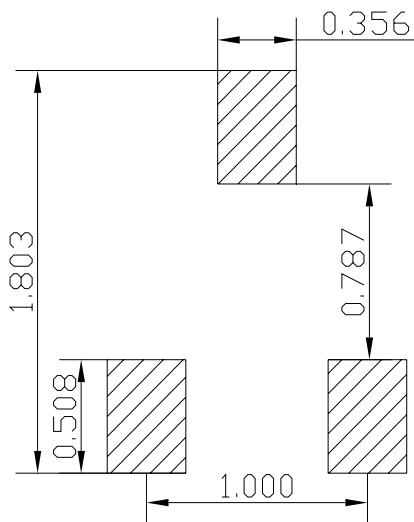
PACKAGE OUTLINE

Plastic surface mounted package

SOT-523



SOLDERING FOOTPRINT



Unit : mm

PACKAGE INFORMATION

Device	Package	Shipping
DAP222	SOT-523	3000/Tape&Reel

www.s-manuals.com