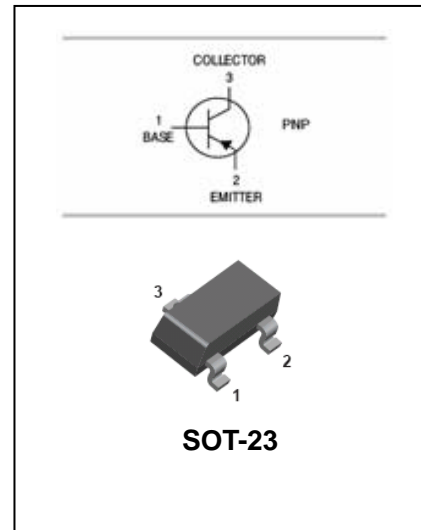


Silicon Epitaxial Planar Transistor

M8550

FEATURES

- High Collector Current.($I_C = -800\text{mA}$)
- Complementary To M8050.
- Excellent H_{FE} Linearity.



APPLICATIONS

- High Collector Current.

ORDERING INFORMATION

Type No.	Marking	Package Code
M8550	Y21	SOT-23

MAXIMUM RATING @ $T_a = 25^\circ\text{C}$ unless otherwise specified

Symbol	Parameter	Value	Units
V_{CBO}	Collector-Base Voltage	-40	V
V_{CEO}	Collector-Emitter Voltage	-25	V
V_{EBO}	Emitter-Base Voltage	-6	V
I_C	Collector Current -Continuous	-800	mA
P_C	Collector Dissipation	200	mW
T_j, T_{stg}	Junction and Storage Temperature	-55~150	$^\circ\text{C}$

Silicon Epitaxial Planar Transistor**M8550****ELECTRICAL CHARACTERISTICS @ Ta=25°C unless otherwise specified**

Parameter	Symbol	Test conditions	MIN	MAX	UNIT
Collector-base breakdown voltage	$V_{(BR)CBO}$	$I_C=-100\mu A, I_E=0$	-40		V
Collector-emitter breakdown voltage	$V_{(BR)CEO}$	$I_C=-0.1mA, I_B=0$	-25		V
Emitter-base breakdown voltage	$V_{(BR)EBO}$	$I_E=-100\mu A, I_C=0$	-6		V
Collector cut-off current	I_{CBO}	$V_{CB}=-35V, I_E=0$		-0.1	μA
Collector cut-off current	I_{CEO}	$V_{CE}=-20V, I_B=0$		-0.1	μA
DC current gain	h_{FE}	$V_{CE}=-1V, I_C=-5mA$	45		
		$V_{CE}=-1V, I_C=-100mA$	85	300	
		$V_{CE}=-1V, I_C=-800mA$	40		
Collector-emitter saturation voltage	$V_{CE(sat)}$	$I_C=-800mA, I_B=-80mA$		-0.5	V
Base-emitter saturation voltage	$V_{BE(sat)}$	$I_C=-800mA, I_B=-80mA$		-1.2	V
Transition frequency	f_T	$V_{CE}=-6V, I_C=-20mA$ $f=30MHz$	150		MHz

CLASSIFICATION OF $h_{FE(1)}$

Rank	L	H
Range	85-200	200-300

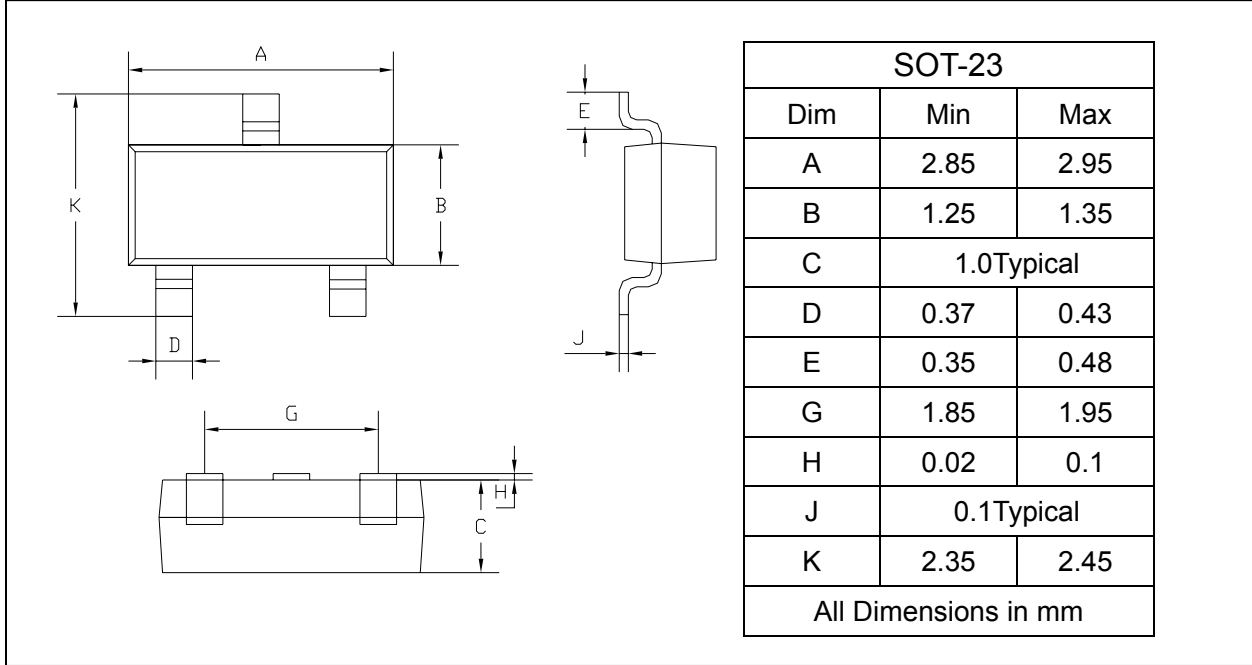
Silicon Epitaxial Planar Transistor

M8550

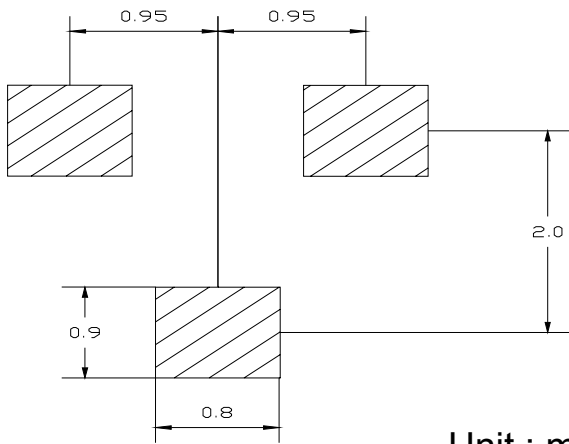
PACKAGE OUTLINE

Plastic surface mounted package

SOT-23



SOLDERING FOOTPRINT



Unit : mm

PACKAGE INFORMATION

Device	Package	Shipping
M8550	SOT-23	3000/Tape&Reel

www.s-manuals.com