

## Surface Mount Switching Diode

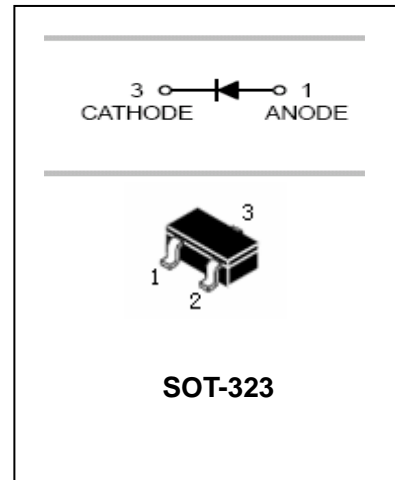
## MMBD4148W

### FEATURES

- Fast switching speed.
- High conductance.
- For general purpose switching applications.
- Surface mount package ideally suited for automatic insertion.



Lead-free

**SOT-323**

### APPLICATIONS

- For general purpose switching applications.

### ORDERING INFORMATION

Type No.	Marking	Package Code
MMBD4148W	A2	SOT-323

### MAXIMUM RATING @ Ta=25°C unless otherwise specified

Parameter	Symbol	Limits	Unit
Non-Repetitive Peak reverse voltage	$V_{RM}$	85	V
Diode reverse voltage	$V_R$	75	V
Forward continuous Current	$I_F$	250	mA
Forward Surge Current $t=1\mu S$	$I_{FS}$	4.5	A
Power Dissipation	$P_d$	250	mW
Junction temperature	$T_j$	150	°C
Storage temperature range	$T_{stg}$	-65-+150	°C

### ELECTRICAL CHARACTERISTICS @ Ta=25°C unless otherwise specified

## Surface Mount Switching Diode

## MMBD4148W

Parameter	Symbol	Test conditions	MIN	MAX	UNIT
Reverse breakdown voltage	$V_{(BR)R}$	$I_R = 100\mu A$	75		V
Reverse voltage leakage current	$I_R$	$V_R = 75V$		1	$\mu A$
Forward voltage	$V_F$	$I_F = 1mA$ $I_F = 10mA$ $I_F = 50mA$ $I_F = 150mA$		715 855 1000 1250	mV
Diode capacitance	$C_D$	$V_R = 0V$ $f = 1MHz$		2	pF
Reverse recovery time	$t_{rr}$	$I_F = I_R = 10mA$ $R_L = 100\Omega$		4	nS

### TYPICAL CHARACTERISTICS @ $T_a = 25^\circ C$ unless otherwise specified

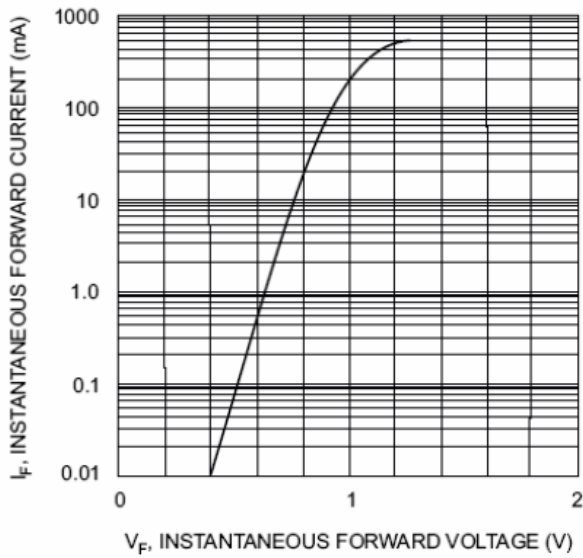


Fig. 1 Forward Characteristics

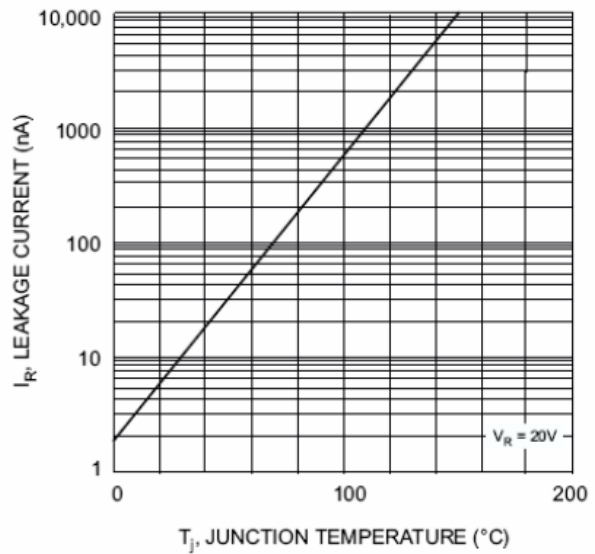


Fig. 2 Leakage Current vs Junction Temperature

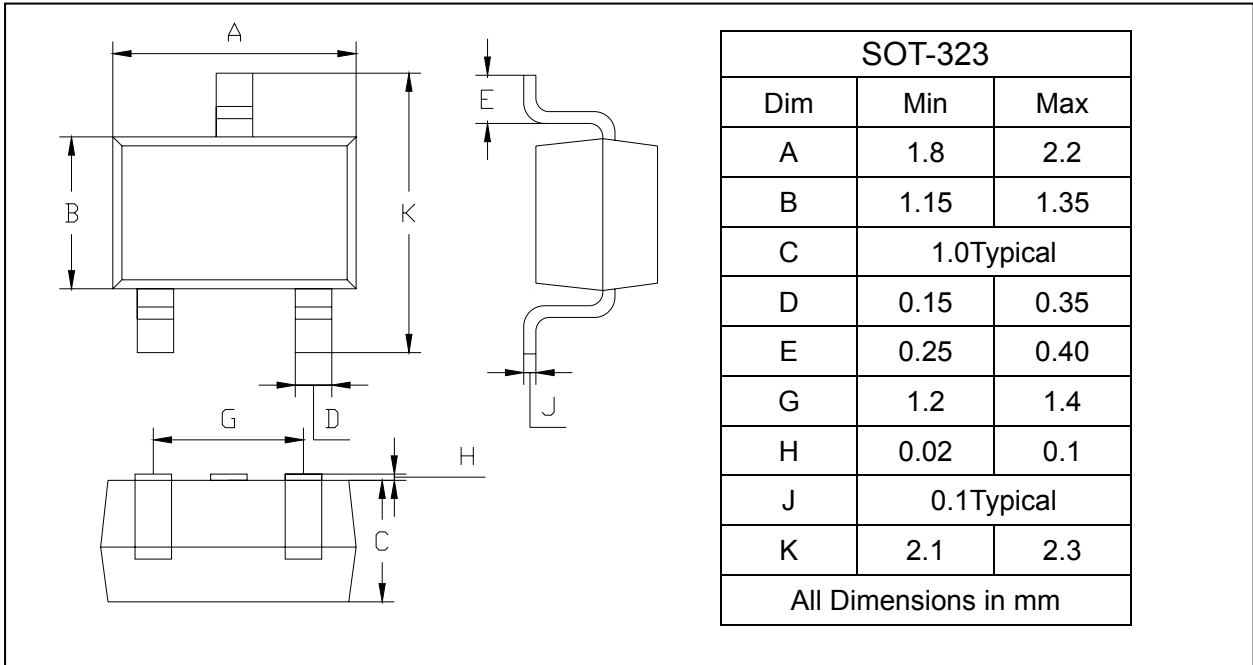
## Surface Mount Switching Diode

## MMBD4148W

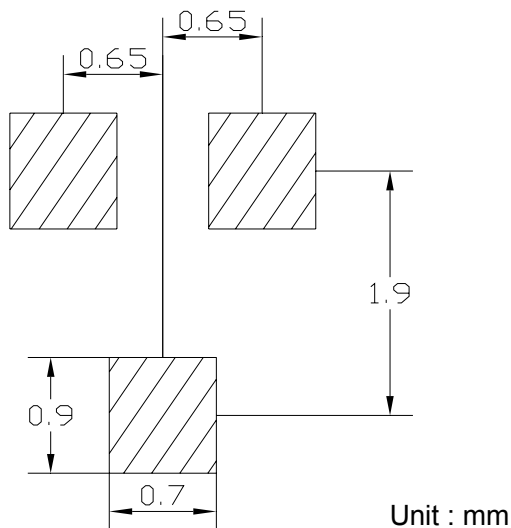
### PACKAGE OUTLINE

Plastic surface mounted package

SOT-323



### SOLDERING FOOTPRINT



### PACKAGE INFORMATION

Device	Package	Shipping
MMBD4148W	SOT-323	3000/Tape&Reel

[www.s-manuals.com](http://www.s-manuals.com)