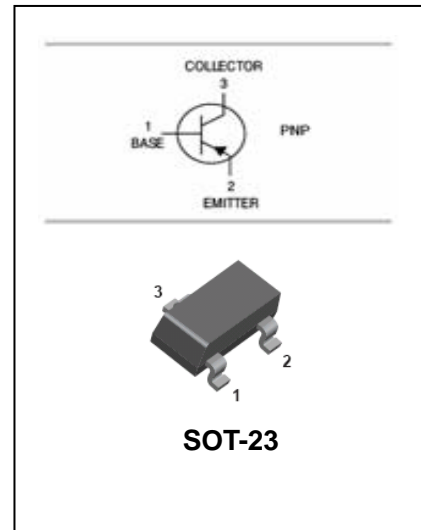


PNP General Purpose Transistor

MMBT5401

FEATURES

- Epitaxial planar die construction.
- Complementary NPN type available (MMBT5551).
- Also available in lead free version.



APPLICATIONS

- Ideal for medium power amplification and switching

ORDERING INFORMATION

Type No.	Marking	Package Code
MMBT5401	2L	SOT-23

MAXIMUM RATING @ Ta=25°C unless otherwise specified

Symbol	Parameter	Value	UNIT
V _{CBO}	collector-base voltage	-160	V
V _{CEO}	collector-emitter voltage	-150	V
V _{EBO}	emitter-base voltage	-5	V
I _C	collector current (DC)	-0.6	A
P _C	Collector dissipation	0.3	W
T _j , T _{stg}	junction and storage temperature	-55-150	°C

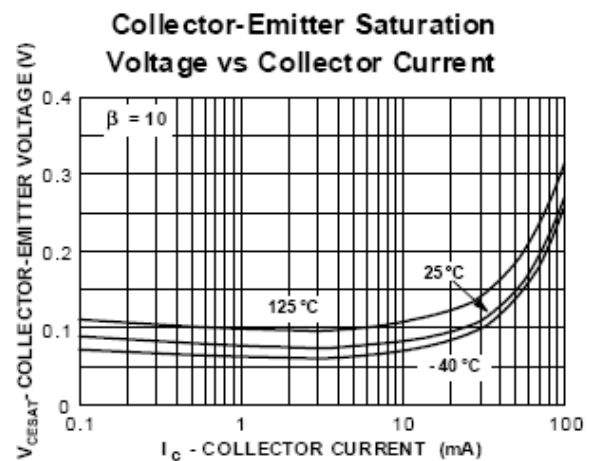
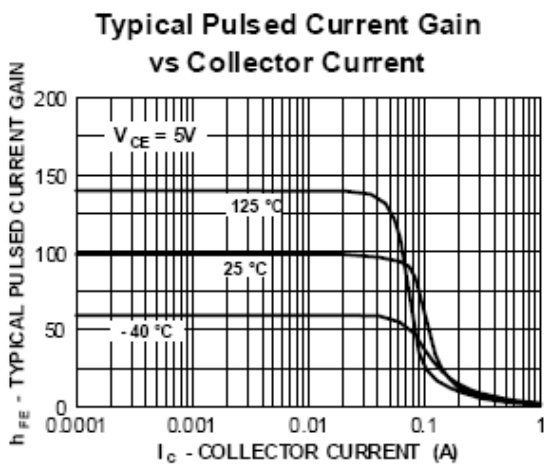
ELECTRICAL CHARACTERISTICS @ Ta=25°C unless otherwise specified

PNP General Purpose Transistor

MMBT5401

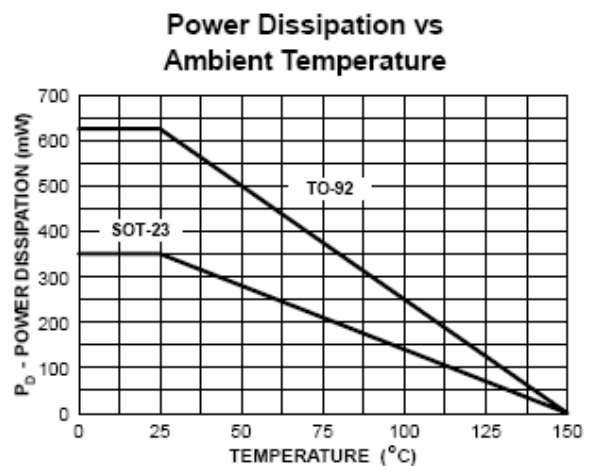
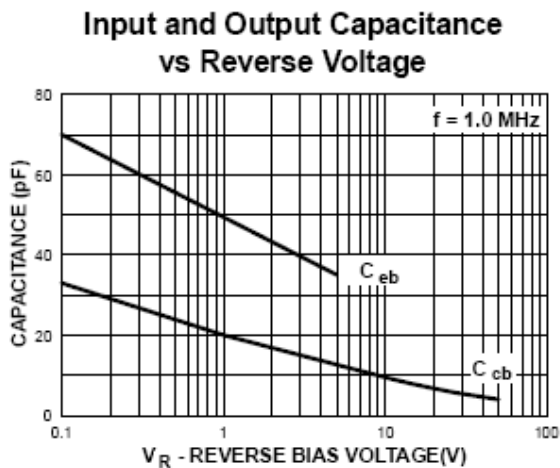
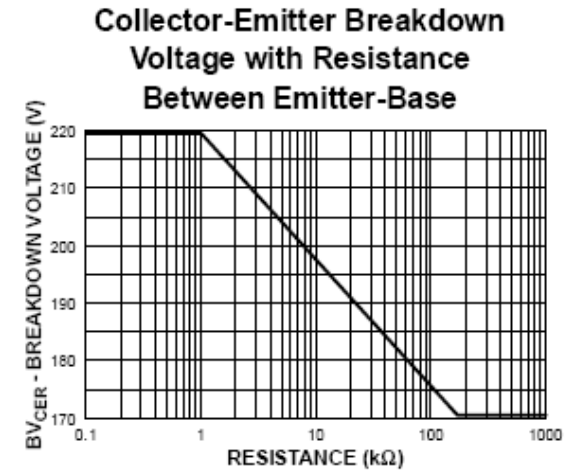
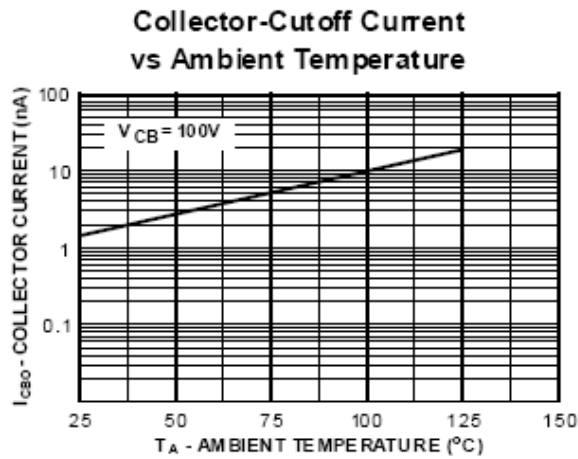
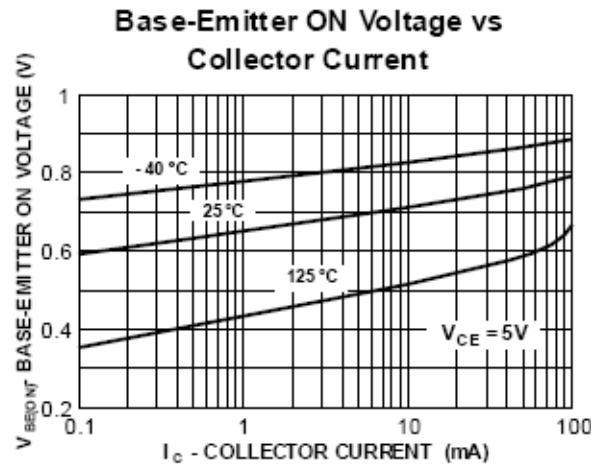
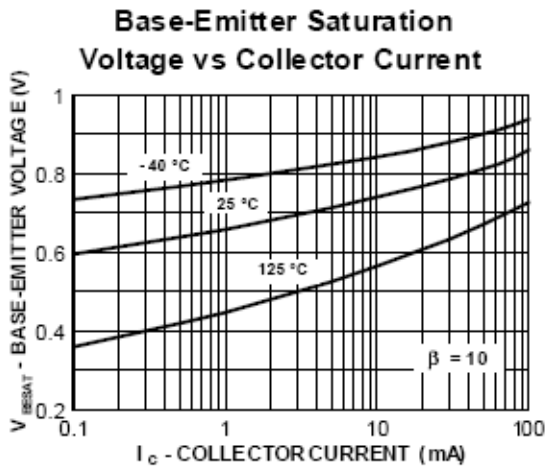
Symbol	Parameter	Test conditions	MIN.	MAX.	UNIT
$V_{(BR)CBO}$	Collector-base breakdown voltage	$I_C = -100\mu A, I_E = 0$	-160		
$V_{(BR)CEO}$	Collector-emitter breakdown voltage	$I_C = -1mA, I_B = 0$	-150		
$V_{(BR)EBO}$	Emitter-base breakdown voltage	$I_E = -10\mu A, I_C = 0$	-5		
I_{CBO}	collector cut-off current	$I_E = 0; V_{CB} = -120V$	-	-50	nA
I_{EBO}	emitter cut-off current	$I_C = 0; V_{EB} = -3V$	-	-50	nA
h_{FE}	DC current gain	$V_{CE} = -5V; I_C = -1mA$	50	-	
		$V_{CE} = -5V; I_C = -10mA$	60	240	
		$V_{CE} = -5V; I_C = -50mA$	50	-	
$V_{CE(sat)}$	collector-emitter saturation voltage	$I_C = -10mA; I_B = -1mA$ $I_C = -50mA; I_B = -5mA$	-	-0.2 -0.5	V
$V_{BE(sat)}$	base-emitter saturation voltage	$I_C = -10mA; I_B = -1mA$ $I_C = -50mA; I_B = -5mA$	-	-1 -1	V
f_T	transition frequency	$I_C = -10mA; V_{CE} = -5V;$ $f = 100MHz$	100	300	MHz
C_{obo}	Output capacitance	$I_E = 0; V_{CB} = -10V,$ $f = 1.0MHz$		6.0	MHz

TYPICAL CHARACTERISTICS @ $T_a = 25^\circ C$ unless otherwise specified



PNP General Purpose Transistor

MMBT5401



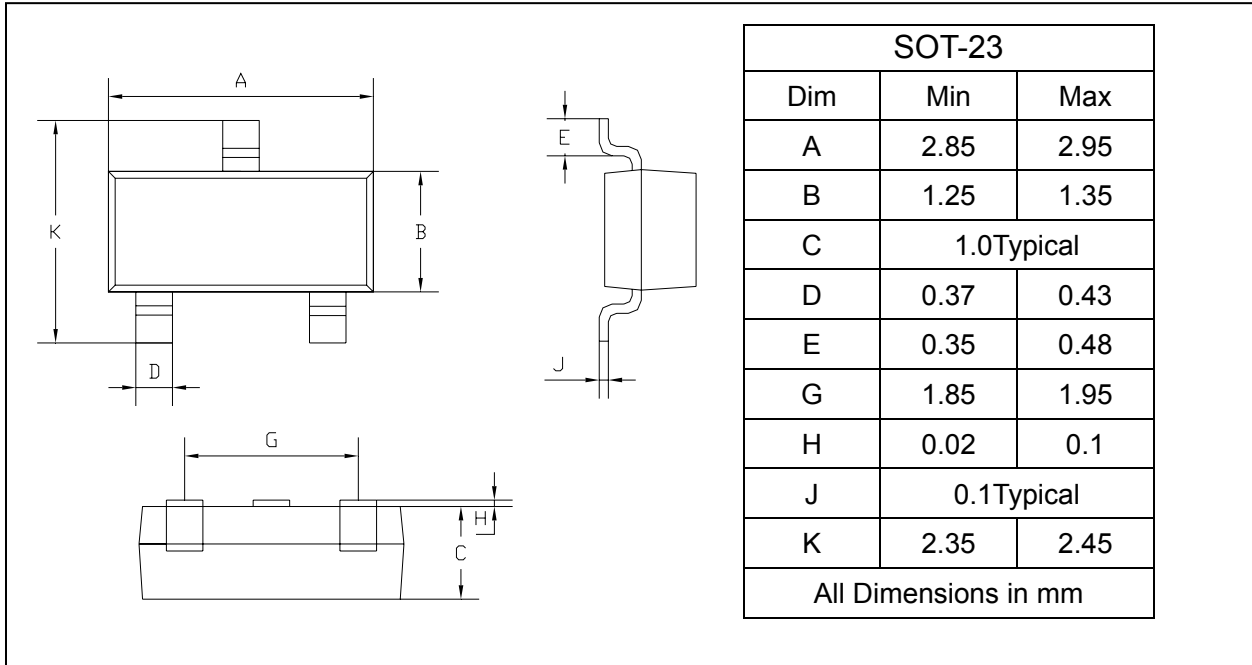
PNP General Purpose Transistor

MMBT5401

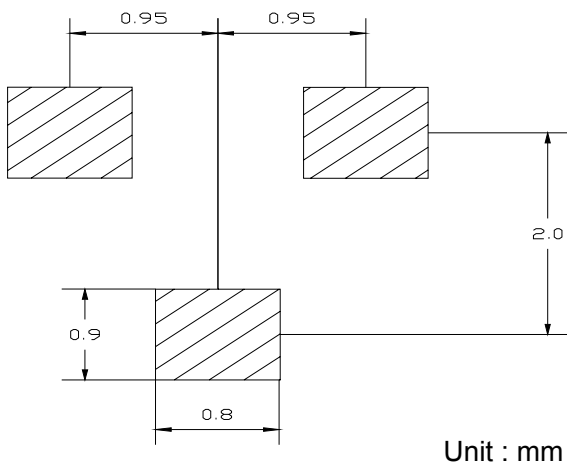
PACKAGE OUTLINE

Plastic surface mounted package

SOT-23



SOLDERING FOOTPRINT



PACKAGE INFORMATION

Device	Package	Shipping
MMBT5401	SOT-23	3000/Tape&Reel

www.s-manuals.com