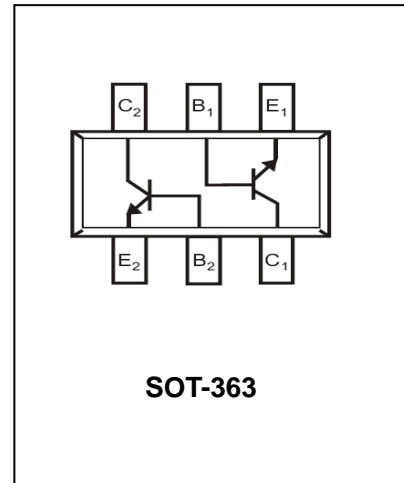


Dual NPN Small Signal Surface Mount Transistor **MMDT2222A**

FEATURES

- Epitaxial planar die construction.
- Complementary PNP type available MMDT2907A.
- Ultra-small surface mount package.



APPLICATIONS

- Dual NPN small signal surface mount transistor

ORDERING INFORMATION

Type No.	Marking	Package Code
MMDT2222A	K1P	SOT-363

MAXIMUM RATING @ Ta=25°C unless otherwise specified

Symbol	Parameter	Value	Unit
V _{CBO}	Collector-Base Voltage	75	V
V _{CEO}	Collector-Emitter Voltage	40	V
V _{EBO}	Emitter-Base Voltage	6	V
I _C	Collector Current -Continuous	600	mA
P _D	Power Dissipation	200	mW
R _{θJA}	Thermal Resistance, Junction to Ambient	625	°C/W
T _j , T _{stg}	Junction and Storage Temperature	-55to+150	°C

Dual NPN Small Signal Surface Mount Transistor **MMDT2222A**

ELECTRICAL CHARACTERISTICS @ Ta=25°C unless otherwise specified

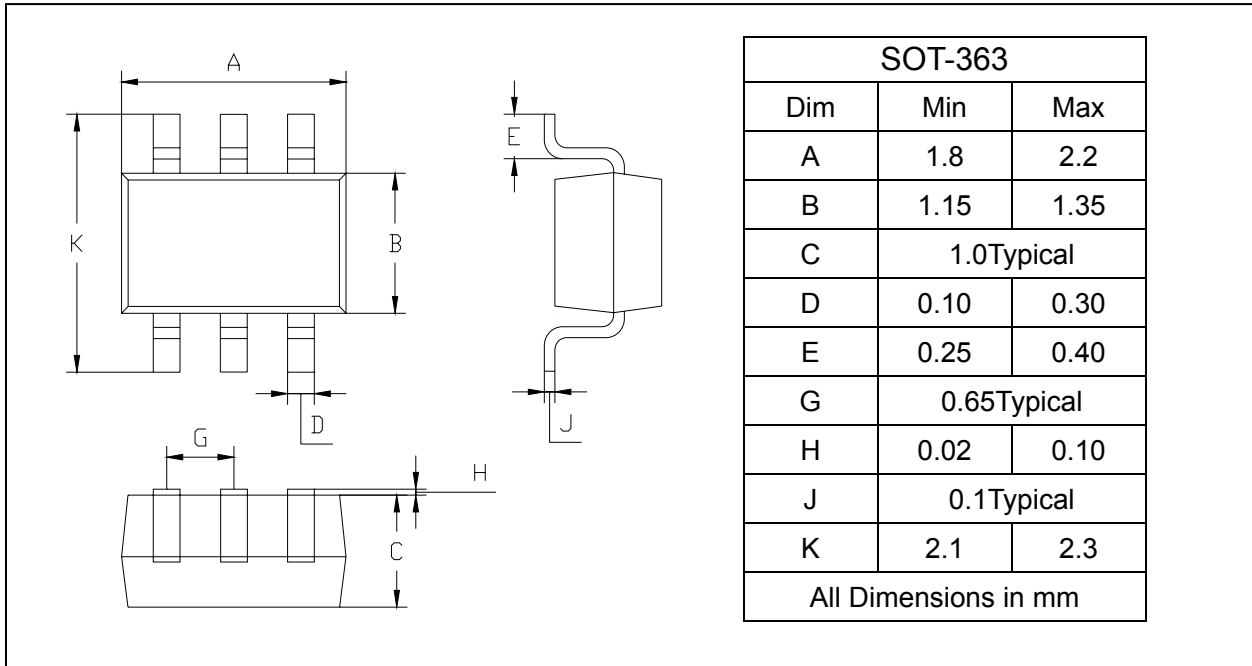
Parameter	Symbol	Test conditions	MIN	MAX	UNIT
Collector-base breakdown voltage	$V_{(BR)CBO}$	$I_C=10\mu A$ $I_E=0$	75	-	V
Collector-emitter breakdown voltage	$V_{(BR)CEO}$	$I_C=10mA$ $I_B=0$	40	-	V
Emitter-base breakdown voltage	$V_{(BR)EBO}$	$I_E=10\mu A$ $I_C=0$	6	-	V
Collector cut-off current	I_{CBO}	$V_{CB}=60V$ $I_E=0$ $V_{CB}=60V$ $I_E=0$ $T_A=150^\circ C$	-	10	nA μA
Collector cut-off current	I_{CEX}	$V_{CE}=60V$ $I_{EB(off)}=3.0V$	-	10	nA
Emitter cut-off current	I_{EBO}	$V_{EB}=3V$ $I_C=0$	-	10	nA
Base Cut-off Current	I_{BL}	$V_{CE}=60V$ $I_{EB(off)}=3.0V$	-	20	nA
DC current gain	h_{FE}	$V_{CE}=10V$ $I_C=100\mu A$	35	-	-
		$V_{CE}=10V$ $I_C=1.0mA$	50	-	
		$V_{CE}=10V$ $I_C=10mA$	75	-	
		$V_{CE}=10V$ $I_C=150mA$	100	300	
		$V_{CE}=10V$ $I_C=500mA$	40	-	
		$V_{CE}=10V$ $I_C=10mA$ $T_A=-55^\circ C$	50	-	
		$V_{CE}=1.0V$ $I_C=150mA$	35	-	
Collector-emitter saturation voltage	$V_{CE(sat)}$	$I_C=150mA$ $I_B=15mA$ $I_C=500mA$ $I_B=50mA$	-	0.3 1.0	V
Base-emitter saturation voltage	$V_{BE(sat)}$	$I_C=150mA$ $I_B=15mA$ $I_C=500mA$ $I_B=50mA$	0.6 -	1.2 2.0	V
Transition frequency	f_T	$V_{CE}=20V$ $I_C=20mA$ $f=100MHz$	300		MHz
Output Capacitance	C_{obo}	$V_{CB}=10V$, $f=1.0MHz$, $I_E=0$	-	8	pF
Input Capacitance	C_{ibo}	$V_{EB}=0.5V$, $f=1.0MHz$, $I_C=0$	-	25	pF
Noise Figure	NF	$V_{CE}=10V$, $f=1.0kHz$, $I_C=100\mu A$ $R_S=1.0k\Omega$	-	4.0	dB
Delay time	t_d	$V_{CC}=30V$, $V_{BE(off)}=-0.5V$		10	ns
Rise time	t_r	$I_C=150mA$, $I_{B1}=15mA$		25	ns
Storage time	t_s	$V_{CC}=30V$, $I_C=150mA$		225	ns
Fall time	t_f	$I_{B1}=-I_{B2}=15mA$		60	ns

Dual NPN Small Signal Surface Mount Transistor **MMDT2222A**

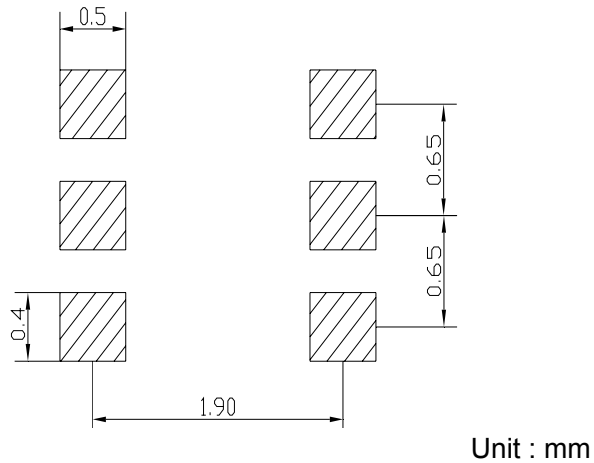
PACKAGE OUTLINE

Plastic surface mounted package

SOT-363



SOLDERING FOOTPRINT



PACKAGE INFORMATION

Device	Package	Shipping
MMDT2222A	SOT-363	3000/Tape&Reel

www.s-manuals.com