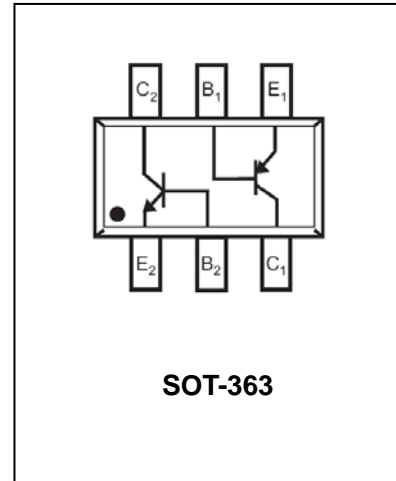


Small Signal Surface Mount Transistor

MMDT5451

FEATURES

- Complementary pair.
- Ideal for low power amplification and switching.
- Ultra-Small surface mount package.
- Epitaxial planar die construction.



APPLICATIONS

- General switching and amplification.

ORDERING INFORMATION

Type No.	Marking	Package Code
MMDT5451	KNM	SOT-363

MAXIMUM RATING NPN 5551 Section @ Ta=25°C unless otherwise specified

Symbol	Parameter	Value	Unit
V_{CBO}	Collector-Base Voltage	180	V
V_{CEO}	Collector-Emitter Voltage	160	V
V_{EBO}	Emitter-Base Voltage	6	V
I_C	Collector Current -Continuous	200	mA
P_D	Power Dissipation	200	mW
$R_{\theta JA}$	Thermal Resistance, Junction to Ambient	625	°C/W
T_j, T_{stg}	Junction and Storage Temperature	-55 to+150	°C

MAXIMUM RATING PNP 5401 Section @ Ta=25°C unless otherwise specified

Symbol	Parameter	Value	Unit
V_{CBO}	Collector-Base Voltage	-160	V
V_{CEO}	Collector-Emitter Voltage	-150	V
V_{EBO}	Emitter-Base Voltage	-5	V
I_C	Collector Current -Continuous	-200	mA
P_D	Power Dissipation	200	mW
$R_{\theta JA}$	Thermal Resistance, Junction to Ambient	625	°C/W
T_j, T_{stg}	Junction and Storage Temperature	-55 to+150	°C

Small Signal Surface Mount Transistor

MMDT5451

ELECTRICAL CHARACTERISTICS NPN 5551 Section @ Ta=25°C unless otherwise specified

Parameter	Symbol	Test conditions	MIN	MAX	UNIT
Collector-base breakdown voltage	$V_{(BR)CBO}$	$I_C=100\mu A$ $I_E=0$	180	-	V
Collector-emitter breakdown voltage	$V_{(BR)CEO}$	$I_C=1mA$ $I_B=0$	160	-	V
Emitter-base breakdown voltage	$V_{(BR)EBO}$	$I_E=10\mu A$ $I_C=0$	6	-	V
Collector cut-off current	I_{CBO}	$V_{CB}=120V$ $I_E=0$ $V_{CB}=120V$ $I_E=0$, $T_A=100^\circ C$	-	50	nA uA
Emitter cut-off current	I_{EBO}	$V_{EB}=4V$ $I_C=0$	-	50	nA
DC current gain	h_{FE}	$V_{CE}=5V$ $I_C=1.0mA$	80	-	-
		$V_{CE}=5V$ $I_C=10mA$	80	250	
		$V_{CE}=5V$ $I_C=50mA$	30	-	
Collector-emitter saturation voltage	$V_{CE(sat)}$	$I_C=10mA$ $I_B=1mA$ $I_C=50mA$ $I_B=5mA$	-	0.15 0.2	V
Base-emitter saturation voltage	$V_{BE(sat)}$	$I_C=10mA$ $I_B=1mA$ $I_C=50mA$ $I_B=5mA$	- -	1 1	V
Transition frequency	f_T	$V_{CE}=10V$ $I_C=10mA$ $f=100MHz$	100	300	MHz
Output Capacitance	C_{obo}	$V_{CB}=10V$, $f=1.0MHz$, $I_E=0$	-	6	pF
Noise Figure	NF	$V_{CE}=5V$, $f=1.0kHz$, $I_C=200\mu A$ $R_g=1.0k\Omega$	-	8.0	dB

ELECTRICAL CHARACTERISTICS PNP 5401 Section @ Ta=25°C unless otherwise specified

Parameter	Symbol	Test conditions	MIN	MAX	UNIT
Collector-base breakdown voltage	$V_{(BR)CBO}$	$I_C=-100\mu A$ $I_E=0$	-160	-	V
Collector-emitter breakdown voltage	$V_{(BR)CEO}$	$I_C=-1.0mA$ $I_B=0$	-150	-	V
Emitter-base breakdown voltage	$V_{(BR)EBO}$	$I_E=-10\mu A$ $I_C=0$	-5	-	V
Collector cut-off current	I_{CBO}	$V_{CB}=-120V$ $I_E=0$ $V_{CB}=-120V$ $I_E=0$ $T_A=100^\circ C$	-	-50	nA uA
Emitter cut-off current	I_{EBO}	$V_{EB}=-3V$ $I_C=0$	-	-50	nA
DC current gain	h_{FE}	$V_{CE}=-5V$ $I_C=-1.0mA$	50	-	-
		$V_{CE}=-5V$ $I_C=-10mA$	60	240	
		$V_{CE}=-5V$ $I_C=-50mA$	50	-	
Collector-emitter saturation voltage	$V_{CE(sat)}$	$I_C=-10mA$ $I_B=-1.0mA$ $I_C=-50mA$ $I_B=-5.0mA$	-	-0.2 -0.5	V
Base-emitter saturation voltage	$V_{BE(sat)}$	$I_C=-10mA$ $I_B=-1.0mA$ $I_C=-50mA$ $I_B=-5.0mA$	-	-1.0	V
Transition frequency	f_T	$V_{CE}=-10V$ $I_C=-10mA$ $f=100MHz$	100	300	MHz
Output Capacitance	C_{obo}	$V_{CB}=-10V$, $f=1.0MHz$, $I_E=0$	-	6	pF
Noise Figure	NF	$V_{CE}=-5V$ $I_C=-200\mu A$ $f=1.0KHz$	-	8.0	dB

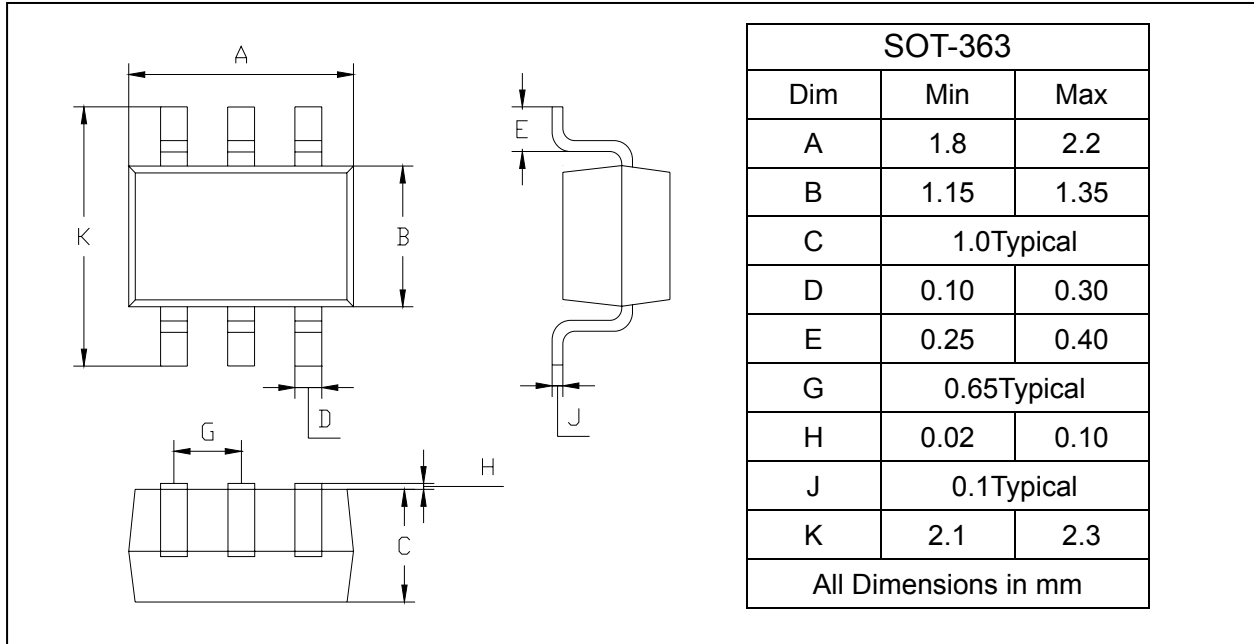
Small Signal Surface Mount Transistor

MMDT5451

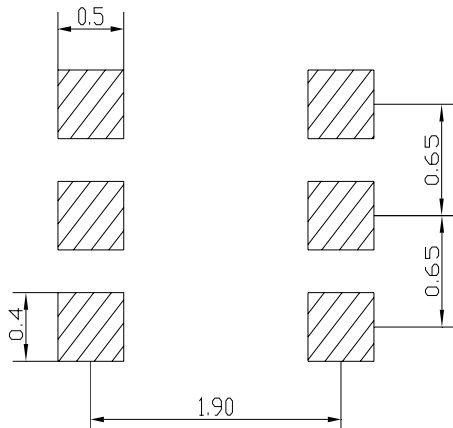
PACKAGE OUTLINE

Plastic surface mounted package

SOT-363



SOLDERING FOOTPRINT



Unit : mm

PACKAGE INFORMATION

Device	Package	Shipping
MMDT5451	SOT-363	3000/Tape&Reel

www.s-manuals.com