



# RB751V-40X

## SURFACE MOUNT SCHOTTKY DIODES

**VOLTAGE** 40 Volts **POWER** 30 mA

**SOD-323**

Unit : inch(mm)

### FEATURES

- Extremely Fast Switching Speed
- Surface mount package ideally suited for automatic insertion
- Lead free in comply with EU RoHS 2011/65/EU directives
- Green molding compound as per IEC61249 Std. . (Halogen Free)

### MECHANICAL DATA

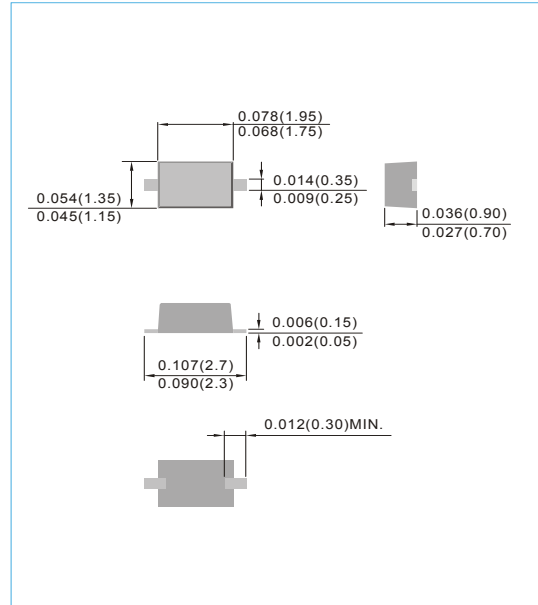
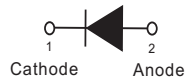
Case : SOD-323, Plastic

Terminals : Solderable per MIL-STD-750, Method 2026

Approx Weight : 0.0041 grams, 0.00014 ounces

Polarity : Color band cathode

Marking : X60



### ABSOLUTE RATINGS

Parameter	Symbol	Value	Units
Maximum Peak Reverse Voltage	$V_{RRM}$	40	V
Reverse DC Voltage	$V_R$	30	V
Average Forward Current	$I_F(AV)$	30	mA
Peak Forward Surge Current : 8.3ms single half sine-wave superimposed on rated load (JEDEC method)	$I_{FSM}$	200	mA
Typical Junction Capacitance ( $V_R=1V$ , $f=1MHz$ )	$C_J$	2.5	pF
Thermal Resistance, Junction to Ambient (Note 1)	$R_{\theta JA}$	650	$^{\circ}C/W$
Operating Junction and Storage Temperature Range	$T_J, T_{STG}$	-55 to +150	$^{\circ}C$

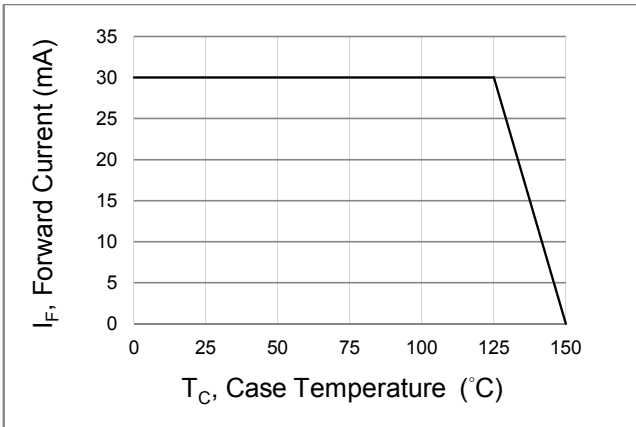
Note : 1. Mounted on an FR4 PCB, single-sided copper, mini pad.



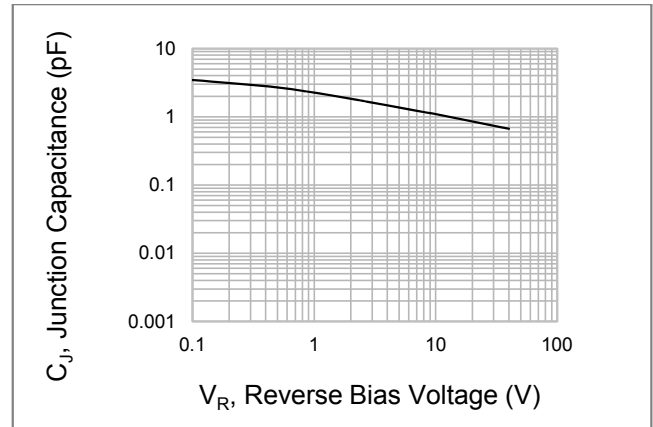
# RB751V-40X

## ELECTRICAL CHARACTERISTICS ( $T_J = 25^\circ\text{C}$ unless otherwise noted )

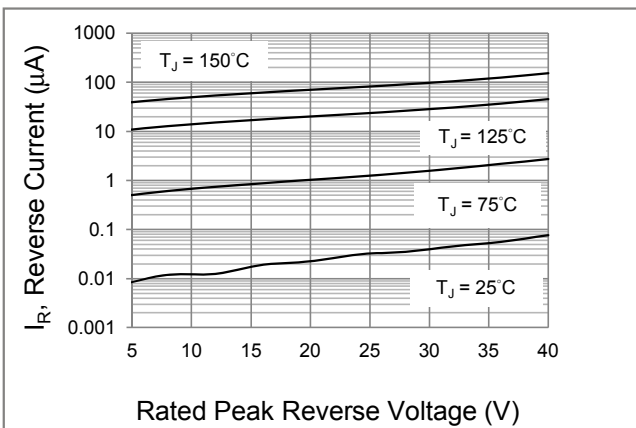
Parameter	Symbol	Test Condition	Min.	Typ.	Max.	Units
Reverse Leakage Current	$I_R$	$V_R=30\text{V}$	-	-	0.5	$\mu\text{A}$
Forward Voltage	$V_F$	$I_F=1\text{mA}$ $T_J=25^\circ\text{C}$	-	0.33	0.37	V
		$I_F=1\text{mA}$ $T_J=125^\circ\text{C}$	-	0.19	-	



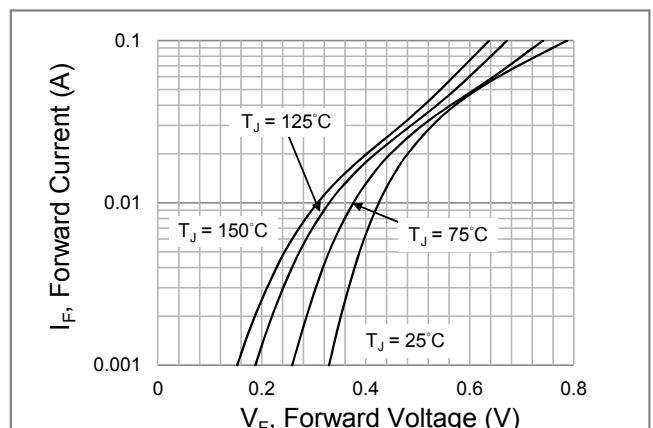
**Fig.1 Forward Current Derating Curve**



**Fig.2 Typical Junction Capacitance**



**Fig.3 Typical Reverse Characteristics**



**Fig.4 Typical Forward Characteristics**

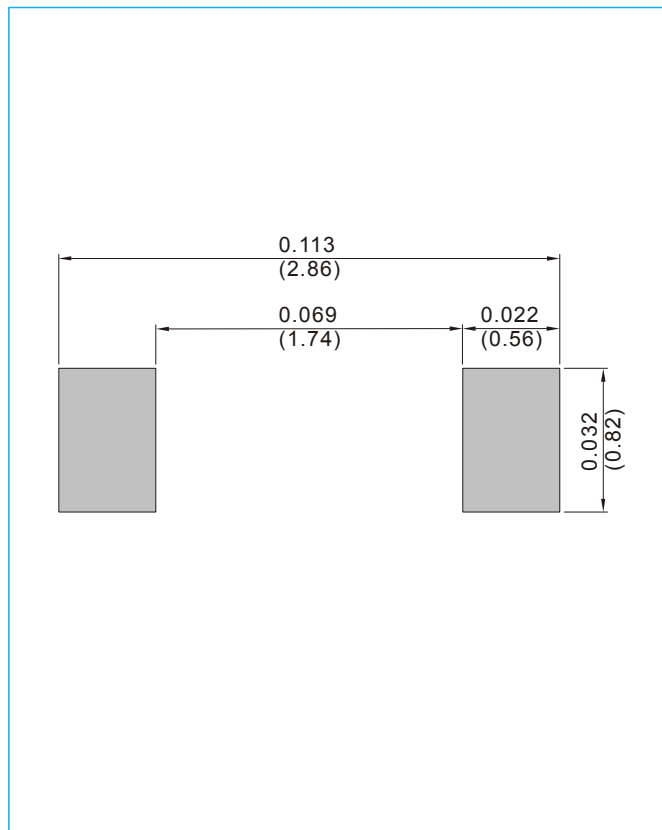


# RB751V-40X

## MOUNTING PAD LAYOUT

SOD-323

Unit : inch(mm)



## ORDER INFORMATION

- Packing information
  - T/R - 12K per 13" plastic Reel
  - T/R - 5K per 7" plastic Reel



# RB751V-40X

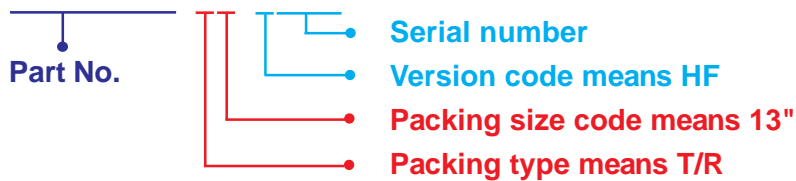
## Part No\_packing code\_Version

RB751V-40X\_R1\_00001

RB751V-40X\_R2\_00001

For example :

**RB500V-40\_R2\_00001**



Packing Code <b>XX</b>				Version Code <b>XXXXX</b>		
Packing type	1 <sup>st</sup> Code	Packing size code	2 <sup>nd</sup> Code	HF or RoHS	1 <sup>st</sup> Code	2 <sup>nd</sup> ~5 <sup>th</sup> Code
Tape and Ammunition Box (T/B)	<b>A</b>	N/A	<b>0</b>	<b>HF</b>	<b>0</b>	serial number
Tape and Reel (T/R)	<b>R</b>	7"	<b>1</b>	<b>RoHS</b>	<b>1</b>	serial number
Bulk Packing (B/P)	<b>B</b>	13"	<b>2</b>			
Tube Packing (T/P)	<b>T</b>	26mm	<b>X</b>			
Tape and Reel (Right Oriented) (TRR)	<b>S</b>	52mm	<b>Y</b>			
Tape and Reel (Left Oriented) (TRL)	<b>L</b>	PANASERT T/B CATHODE UP (PBCU)	<b>U</b>			
FORMING	<b>F</b>	PANASERT T/B CATHODE DOWN (PBCD)	<b>D</b>			



## RB751V-40X

---

### Disclaimer

- Reproducing and modifying information of the document is prohibited without permission from Panjit International Inc..
- Panjit International Inc. reserves the rights to make changes of the content herein the document anytime without notification. Please refer to our website for the latest document.
- Panjit International Inc. disclaims any and all liability arising out of the application or use of any product including damages incidentally and consequentially occurred.
- Panjit International Inc. does not assume any and all implied warranties, including warranties of fitness for particular purpose, non-infringement and merchantability.
- Applications shown on the herein document are examples of standard use and operation. Customers are responsible in comprehending the suitable use in particular applications. Panjit International Inc. makes no representation or warranty that such applications will be suitable for the specified use without further testing or modification.
- The products shown herein are not designed and authorized for equipments requiring high level of reliability or relating to human life and for any applications concerning life-saving or life-sustaining, such as medical instruments, transportation equipment, aerospace machinery et cetera. Customers using or selling these products for use in such applications do so at their own risk and agree to fully indemnify Panjit International Inc. for any damages resulting from such improper use or sale.
- Since Panjit uses lot number as the tracking base, please provide the lot number for tracking when complaining.

[www.s-manuals.com](http://www.s-manuals.com)